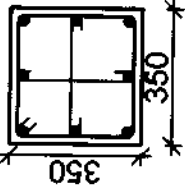
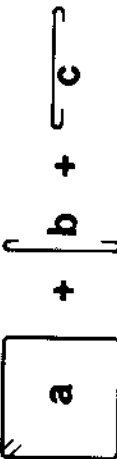
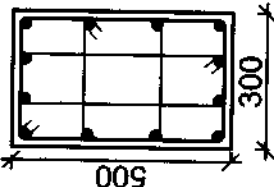
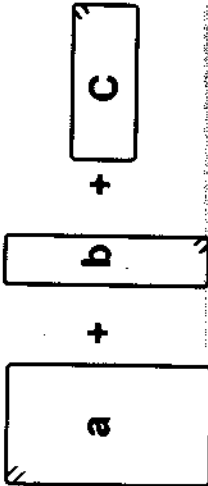
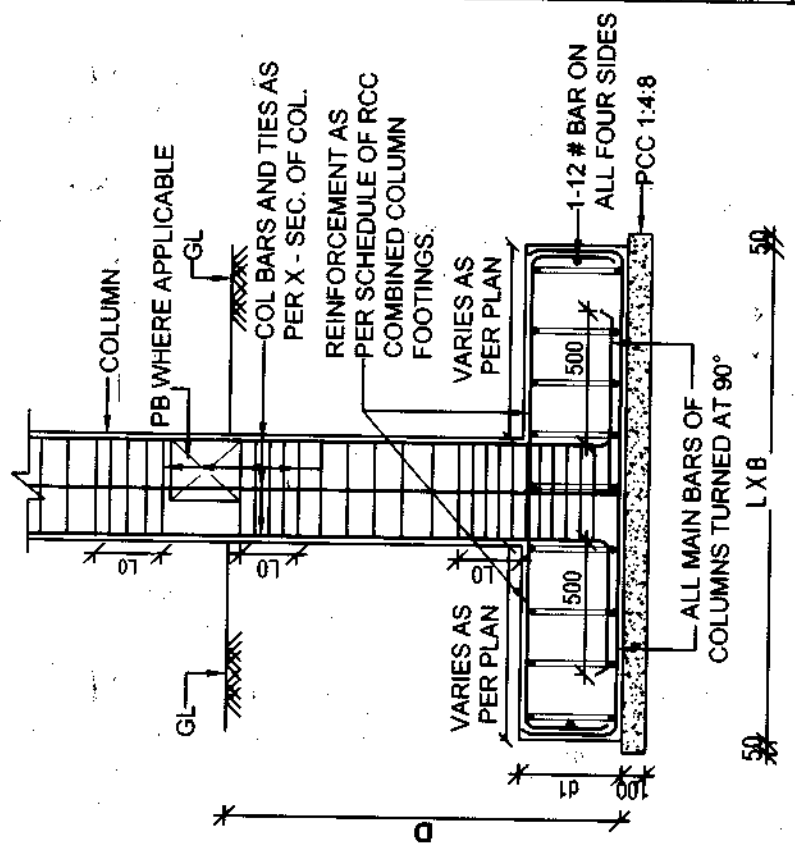
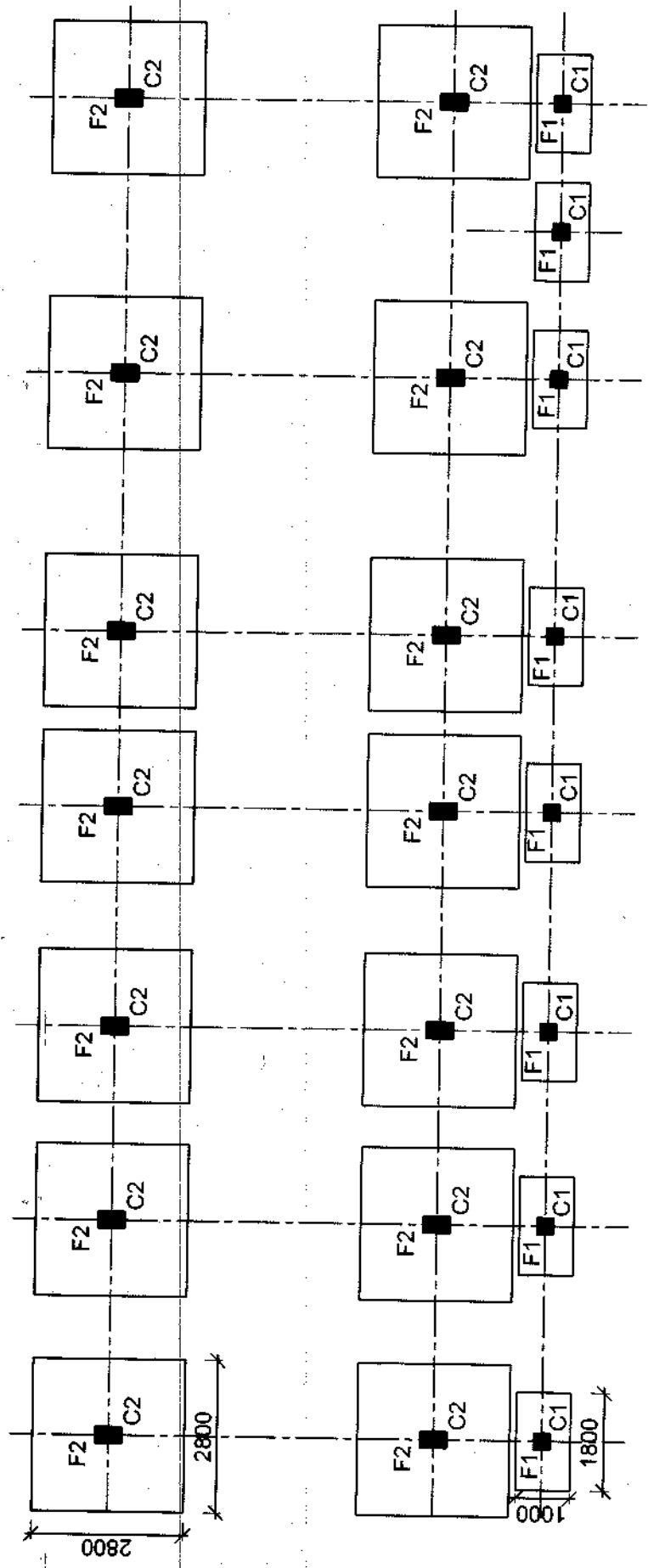


SCHEDULE OF ISOLATED COLUMN FOOTINGS :-									
COL MARK	SIZE OF COL	COL. FOOTING MARK	SIZE OF FOOTING		THICKNESS		OVER ALL DEPTH (D) OF FOUNDATION BELOW GL		REMARKS
			LENGTH (L)	BREADTH (B)	d1	d2	d3	FOOTING BELOW GL	
AS PER FOOTING PLAN	AS PER SCHEDULE	F1	1800	1000	350	-	-	1500	
		F2	2800	2800	350	-	-	1500	

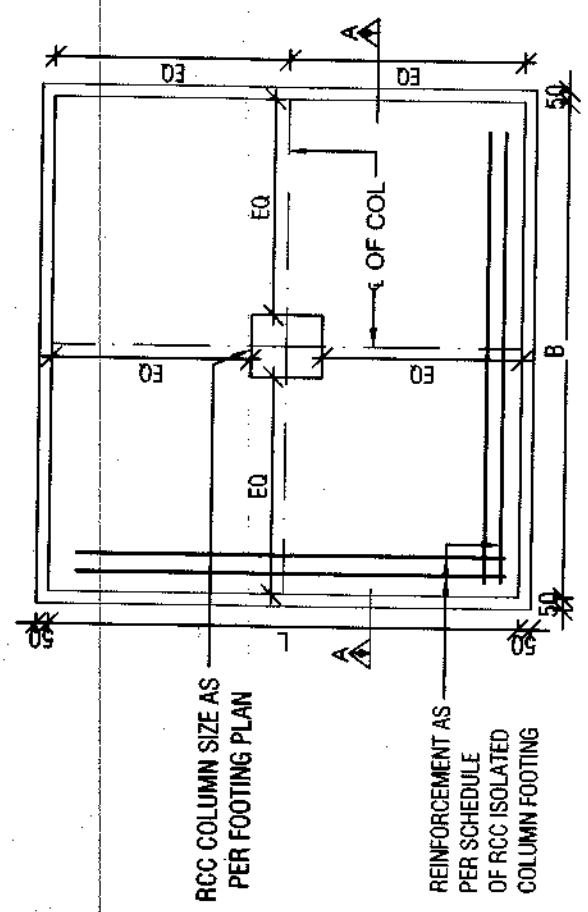
SCHEDULE OF RCC COLUMNS:-									
SL NO	COLUMN NO	COLUMN SIZE	REINFORCEMENT			SECTION	SHAPE OF TIES	REMARKS	
			LONGITUDINAL	TIES					
				CONFINING REGION (CR)	NON CONFINING REGION (NCR)				
			TRANSVERSE / SPECIAL REINFORCEMENT (TIES AND LINKS) FOR FULL DEPTH OF BEAMS, 450 DEPTH IN FOUNDATIONS AND FOR LENGTH 'Ld' ON EITHER SIDE OF THE INTERSECTIONING BEAMS AS PER FIG NO.9 AND 10 ON CE / TD NO. 1253 / 2007 SHT NO. 5/ 5		TRANSVERSE REINFORCEMENT IN BALANCE MIDDLE PORTION				
1	C1	350X350	8 NOS - 12 #	10 # @ 70 C/C	8 # @ 150 C/C				
2	C2	350X500	12 NOS - 16 #	10 # @ 70 C/C	8 # @ 150 C/C				



CROSS SECTION OF ISOLATED FOOTING AT A-A



RCC FOOTING PLAN

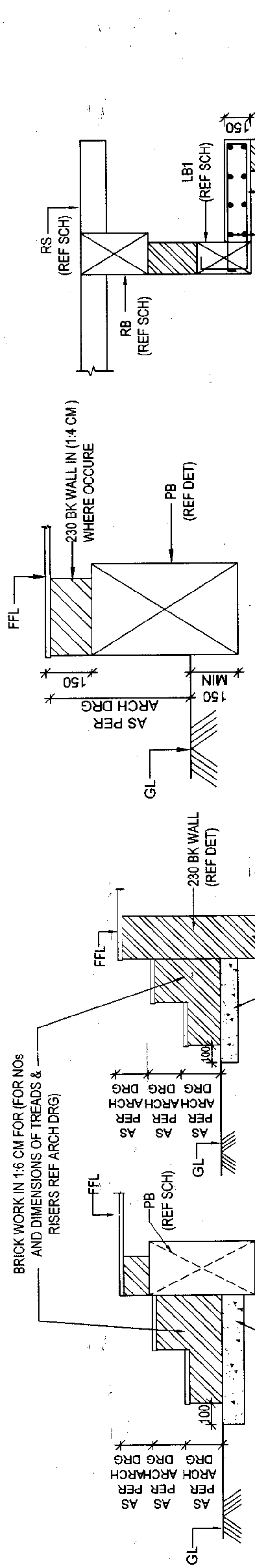


TYPICAL PLAN OF RCC ISOLATED COLUMN FOOTING

SL NO	DATE	DESCRIPTION	INITIAL
REVISION			
PROVN OF OTM ACCN (KLP) AT BDE HQ PALLANWALA MIL STN UNDER AMWP 2023-24			
SINGLE LIVING ACCN FOR SERVICE OFFICERS (FOR BDE CDR ACCN), SERVANT QTR FOR SERVICE OFFICERS & SINGLE LIVING ACCN FOR GUARD AT OFFICERS RESIDENCES			
RCC FOOTING PLAN, SCHEDULE OF ISOLATED COLUMN FOOTING, SCHEDULE OF COLUMNS, ISOLATED COLUMN FOOTING PLAN AND X-SEC			
DATE	18/03/2026	SHT. NO	3
DRN	HAV KISHAN SINGH	DES	LT COL UTSAV KUMAR
CKD	LT COL UTSAV KUMAR	SCALE	NTS
DRG NO	CEUZ/WP-05D/ST/2026	CHIEF ENGINEER UDHAMPUR ZONE	
TECH OFFICER		SOT (DESIGN) FOR CHIEF ENGINEER	

SCHEDULE OF RCC BEAMS

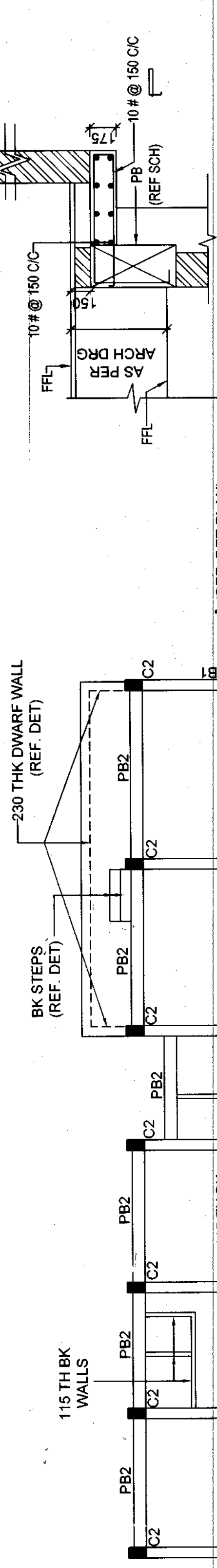
SL NO	TYPE	OVERALL DIMENSIONS		BOTTOM BARS		EXTRA BARS AT BOTTOM		TOP BARS		EXTRA BARS AT TOP				STIRRUPS				SIDE FACE REINFORCEMENT (ON EACH FACE)			REMARKS
				STRAIGHT THROUGH BARS "a"		AT MID SPAN "d"		STRAIGHT THROUGH BARS "t"		CONT SUPPORT BARS "b"		SUPPORT SPAN (X1 / X2)		MID SPAN (X3)							
		NOS	DIA	NOS	DIA	NOS	DIA	NOS	DIA	NOS	DIA	NOS OF LEGS	SPACING C/C	DIA	NOS OF LEGS	SPACING C/C	NOS	DIA			
PLINTH BEAMS (PB)																					
1	PB1	350	500	4	16	-	-	4	16	-	-	8	2	100	8	2	125	-	-		
2	PB2	350	450	4	12	2	12	4	12	2	12	8	2	100	8	2	125	-	-		



DETAIL OF INTERNAL AND EXTERNAL PB

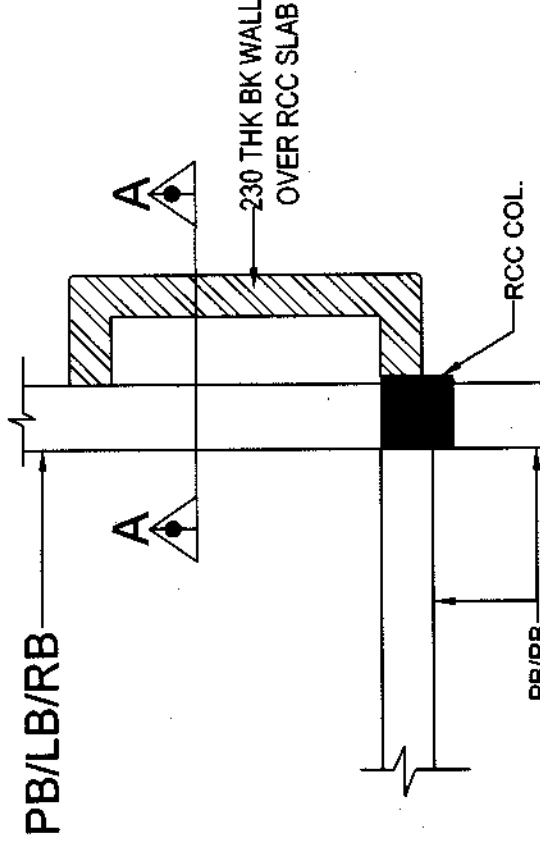
DETAIL OF BRICK STEPS WITH DWARF WALL

DETAIL OF BRICK STEPS WITH PB



X - SECTION OF CB AT 'A-A'

A (REF. DET. PLAN)



DETAIL PLAN AT 'A'

RCC PLINTH BEAM LAYOUT PLAN

SL NO	DATE	DESCRIPTION	INITIAL
R E V I S I O N			
PROVN OF OTM ACCN (KLP) AT BDE HQ PALLANWALA MIL STN UNDER AMWP 2023-24			
SINGLE LIVING ACCN FOR SERVICE OFFICERS (FOR BDE CDR ACCN), SERVANT QTR FOR SERVICE OFFICERS & SINGLE LIVING ACCN FOR GUARD AT OFFICERS RESIDENCES			
RCC PLINTH BEAMS PLAN, SCHEDULE OF PLINTH BEAMS AND DETAILS			
DATE	18/03/2026	SHT. NO.	
DRN	HAV KISHAN SINGH	2	
DES	LT COL UTSAV KUMAR	3	
CKD	LT COL UTSAV KUMAR		
SCALE	NTS		
DRG. NO. CEUZ/WP-057/ST/2026			
TECH OFFICER		SO1 (DESIGN) FOR CHIEF ENGINEER	

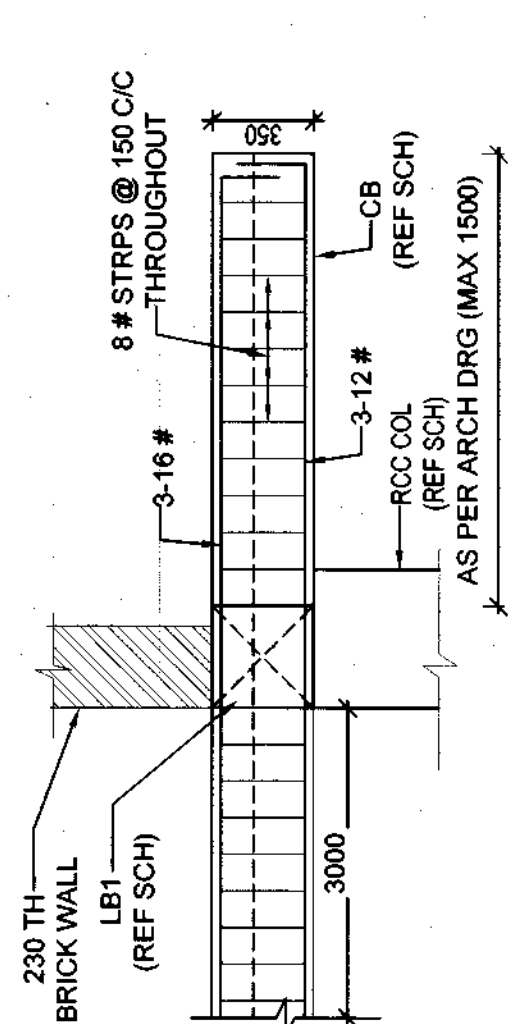
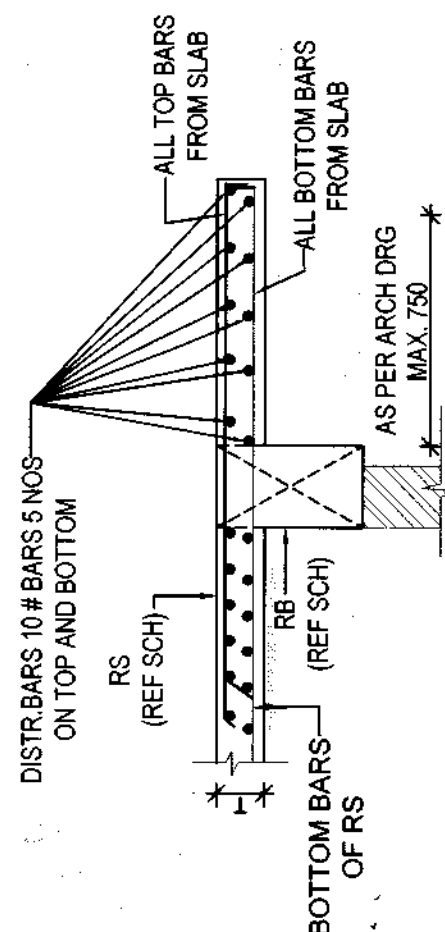
CHIEF ENGINEER
UDHAMPUR
ZONE

SCHEDULE OF RCC BEAMS

SL NO	TYPE	OVERALL DIMENSIONS		BOTTOM BARS		EXTRA BARS AT BOTTOM		TOP BARS		EXTRA BARS AT TOP		STIRRUPS				SIDE FACE REINFORCEMENT (ON EACH FACE)		REMARKS		
				STRAIGHT THROUGH BARS "a"		AT MID SPAN "d"		STRAIGHT THROUGH BARS "t"		CONT SUPPORT BARS "b"		SUPPORT SPAN (X1 / X2)		MID SPAN (X3)						
		WIDTH	DEPTH	NOS	DIA	NOS	DIA	NOS	DIA	NOS	DIA	NOS OF LEGS	DIA	NOS OF SPACING C/C	DIA	NOS OF SPACING C/C	NOS		DIA	
ROOF BEAMS (RB)																				
1	RB1	350	500	4	20	-	-	4	20	-	-	8	2	100	8	2	125	-	-	
2	RB1A	350	350	REFER TO X-SECTION 1-1															-	-
3	RB2	350	450	4	16	-	-	4	16	-	-	8	2	100	8	2	125	-	-	
4	LB1	250	350	4	12	-	-	4	12	-	-	8	2	100	8	2	125	-	-	

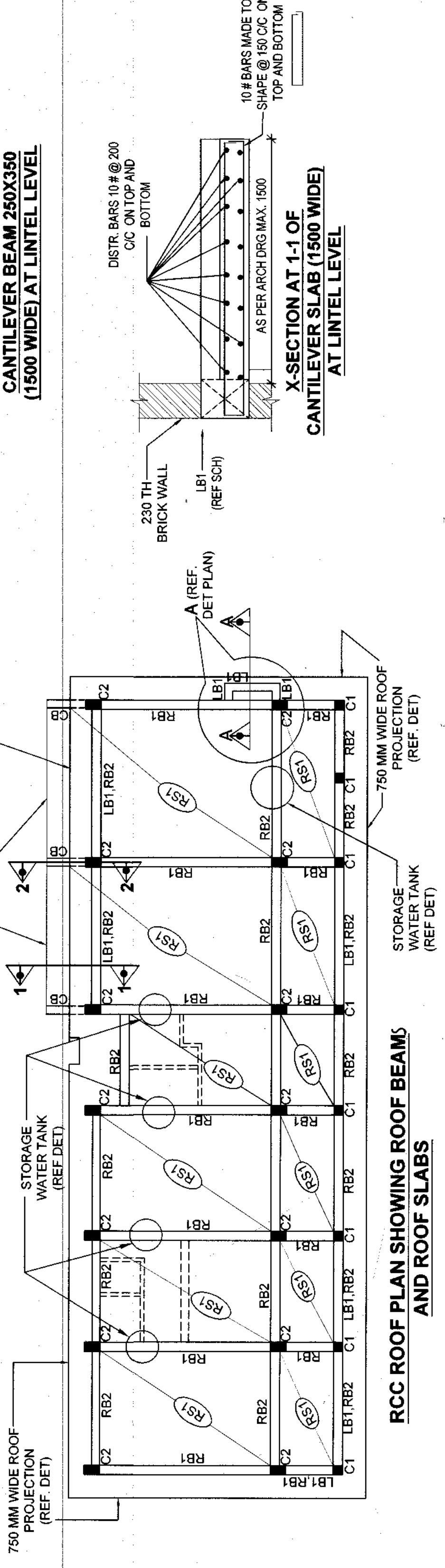
SCHEDULE OF RCC SLABS

SL NO	NOMENCLATURE	THICKNESS 'T'	TYPE OF SLAB	REINFORCEMENT								REMARKS	
				MAIN BARS BOTTOM RFT (ALTERNATIVELY CRANKED)				EXTRA BARS AT TOP OVER END SUPPORT IN BETWEEN CRANKED UP BARS					
				SHORT SPAN		LONG SPAN		SHORT SPAN		LONG SPAN			
				DIA	SPACING C/C	DIA	SPACING C/C	DIA	SPACING C/C	DIA	SPACING C/C		
1	FS1	150	TWO WAY	10	175	10	175	10	350	10	350	10 @ 200 C/C	



TYPICAL DETAIL OF ROOF PROJECTION (750 WIDE)

X-SECTION AT 2-2 OF CANTILEVER BEAM 250X350 (1500 WIDE) AT LINTEL LEVEL



RCC ROOF PLAN SHOWING ROOF BEAMS AND ROOF SLABS

SL NO

DATE

DESCRIPTION

INITIAL

PROVN OF OTM ACCN (KLP) AT BDE HQ

PALLANWALA MIL STN UNDER AMWP 2023-24

SINGLE LIVING ACCN FOR SERVICE OFFICERS (FOR BDE CDR ACCN), SERVANT QTR FOR SERVICE OFFICERS & SINGLE LIVING ACCN FOR GUARD AT OFFICERS RESIDENCES

RCC ROOF PLAN, SCHEDULE OF ROOF BEAMS, ROOF SLABS AND DETAILS

DATE

DRN

DES

CKD

SCALE

DRG NO

18/03/2026

HAV KISHAN SINGH

LT COL UTSAV KUMAR

LT COL UTSAV KUMAR

NTS

CEUZ/WD-0571ST/2026

CHIEF ENGINEER

UDHAMPUR

ZONE

TECH OFFICER

SO1 (DESIGN) FOR CHIEF ENGINEER

LIST OF DRAWINGS

SL No.	DESCRIPTION	DRAWING NO	SHT. NO.	DATE	REVISED DATE	REMARKS	SL No.	DESCRIPTION	DRAWING NO	SHT. NO.	DATE	REVISED DATE	REMARKS
LIST OF DRAWING							SINGLE LIVING ACCN FOR SERVICE OFFICERS (FOR BDE CDR ACCN), SERVANT QTR FOR SERVICE OFFICERS & SINGLE LIVING ACCN FOR GUARD AT OFFICERS RESIDENCES						
01.	LIST OF DRAWING(ARCH DRG)	CEUZ/LOD-05/2026	1/3	18-03-2026			20.	PLAN & ROOF PLAN	CEUZ/WD-05D/2026	1/3	18-03-2026		
02.	LIST OF DRAWING(STRL DRG)	CEUZ/LOD-05/2026	2/3	18-03-2026			21.	ELEVATIONS & SECTIONS	CEUZ/WD-05D/2026	2/3	18-03-2026		
03.	LIST OF DRAWING(TD DRG)	CEUZ/LOD-05/2026	3/3	18-03-2026			22.	TOILET DETAILS	CEUZ/WD-05D/2026	3/3	18-03-2026		
	SITE PLAN												
04.	SITE PLAN (B/R) SERVICES	CEUZ/SP-05/2026	1/3	18-03-2026									
05.	SITE PLAN (E/M) SERVICES	CEUZ/SP-05/2026	2/3	18-03-2026									
06.	SITE PLAN (W/S) SERVICES	CEUZ/SP-05/2026	3/3	18-03-2026									
ARCHITECTURAL DRAWINGS							23.	SCHEDULE OF FINISHES	CEUZ/WD-05/SF/2026	1/3	18-03-2026		
							24.	SCHEDULE OF FINISHES	CEUZ/WD-05/SF/2026	2/3	18-03-2026		
OFFICE AND ADMINISTRATIVE ACCOMMODATION							25.	SCHEDULE OF FINISHES	CEUZ/WD-05/SF/2026	3/3	18-03-2026		
06.	PLAN	CEUZ/WD-05A/2026	1/5	18-03-2026									
07.	ROOF PLAN	CEUZ/WD-05A/2026	2/5	18-03-2026									
08.	ELEVATIONS & DETAIL HT 2	CEUZ/WD-05A/2026	3/5	18-03-2026			INTERNAL E/M PLANS						
09.	SECTIONS	CEUZ/WD-05A/2026	4/5	18-03-2026			OFFICE AND ADMINISTRATIVE ACCOMMODATION						
10.	TOILET DETAILS & DETAIL AT R	CEUZ/WD-05A/2026	5/5	18-03-2026			26.	INTERNAL E/M PLAN	CEUZ/WD-05A/E/M/2026	1/1	18-03-2026		
OFFICERS MESS FOR SERVICE OFFICERS (19-28) FOR 20 OFFICERS							OFFICERS MESS FOR SERVICE OFFICERS (19-28) FOR 20 OFFICERS						
11.	PLAN	CEUZ/WD-05B/2026	1/5	18-03-2026			27.	INTERNAL E/M PLAN	CEUZ/WD-05B/E/M/2026	1/1	18-03-2026		
12.	ROOF PLAN	CEUZ/WD-05B/2026	2/5	18-03-2026									
13.	ELEVATIONS	CEUZ/WD-05B/2026	3/5	18-03-2026			SINGLE LIVING ACCN FOR SERVICE OFFICERS (07 NOS)						
14.	SECTIONS	CEUZ/WD-05B/2026	4/5	18-03-2026			28.	INTERNAL E/M PLAN	CEUZ/WD-05C/E/M/2026	1/1	18-03-2026		
15.	TOILET & KITCHEN DETAILS	CEUZ/WD-05B/2026	5/5	18-03-2026									
							SINGLE LIVING ACCN FOR SERVICE OFFICERS (FOR BDE CDR ACCN), SERVANT QTR FOR SERVICE OFFICERS & SINGLE LIVING ACCN FOR GUARD AT OFFICERS RESIDENCES						
SINGLE LIVING ACCN FOR SERVICE OFFICERS (07 NOS)							29.	INTERNAL E/M PLAN	CEUZ/WD-05D/E/M/2026	1/1	18-03-2026		
16.	PLAN	CEUZ/WD-05C/2026	1/4	18-03-2026									
17.	ROOF PLAN	CEUZ/WD-05C/2026	2/4	18-03-2026									
18.	ELEVATIONS	CEUZ/WD-05C/2026	3/4	18-03-2026									
19.	SECTIONS & TYPICAL TOILET DETAILS	CEUZ/WD-05C/2026	4/4	18-03-2026									

SN

DATE

DESCRIPTIONS

REVISIONS REVISED UPTO DATE

INITIALS

PROJECT TITLE :-

PROVN OF OTM ACCN (KLP) AT BDE HQ IN PALLANWALA MIL STN UNDER AMWP 2023-24

BUILDING TITLE :-

LIST OF DRAWINGS

DATE

18-03-2026

CHIEF ENGINEER

SHT NO

DRN

NB SUB GURDEEP

UDHAMPUR ZONE

1

CKD

3

SCALE


DRG NO - CEUZ/LOD-05/2026

DR (ARCH)
FOR CHIEF ENGINEER

LIST OF DRAWINGS

S.N	DESCRIPTION	DRAWING NO	SHT. NO.	DATE	REVISED DATE
STRUCTURAL DRAWINGS					
1	RCC NOTES (APPLICABLE FOR ALL BUILDINGS)	CEUZWD-05/ST/2026	1/3	18-03-2026	
2	RCC NOTES (APPLICABLE FOR ALL BUILDINGS)	CEUZWD-05/ST/2026	2/3	18-03-2026	
3	COMMON TYPICAL RCC DETAILS (APPLICABLE FOR ALL BUILDINGS)	CEUZWD-05/ST/2026	3/3	18-03-2026	
OFFICE AND ADMINISTRATIVE ACCOMMODATION					
4	RCC FOOTING PLAN AND SCHEDULE OF FOOTINGS	CEUZWD-05A/ST/2026	1/6	18-03-2026	
5	PLINTH BEAM PLAN, SCHEDULE OF PLINTH BEAMS AND DETAILS	CEUZWD-05A/ST/2026	2/6	18-03-2026	
6	RCC ROOF PLAN, SCHEDULE OF ROOF BEAMS, ROOF SLABS AND DETAILS	CEUZWD-05A/ST/2026	3/6	18-03-2026	
7	PLAN OF ISOLATED COLUMN FOOTING, X-SECTION AND SCHEDULE OF RCC COLUMNS	CEUZWD-05A/ST/2026	4/6	18-03-2026	
8	FOOTING PLAN AND SECTIONS	CEUZWD-05A/ST/2026	5/6	18-03-2026	
9	FOOTING PLAN AND SECTIONS	CEUZWD-05A/ST/2026	6/6	18-03-2026	
OFFICERS MESS FOR SERVICE OFFICERS (19-28) FOR 20 OFFICERS					
10	RCC FOOTING PLAN, SCHEDULE OF ISOLATED COLUMN FOOTING, SCHEDULE OF COLUMNS, AND DETAILS OF COLUMN FOOTING	CEUZWD-05B/ST/2026	1/7	18-03-2026	
11	RCC PLINTH BEAMS PLAN, SCHEDULE OF PLINTH BEAMS AND DETAILS	CEUZWD-05B/ST/2026	2/7	18-03-2026	
12	RCC ROOF BEAMS PLAN, SCHEDULE OF ROOF BEAMS, ROOF SLABS AND DETAILS	CEUZWD-05B/ST/2026	3/7	18-03-2026	
13	FOOTING PLAN AND SECTION	CEUZWD-05B/ST/2026	4/7	18-03-2026	
14	FOOTING PLAN AND SECTION	CEUZWD-05B/ST/2026	5/7	18-03-2026	
15	FOOTING PLAN AND SECTION	CEUZWD-05B/ST/2026	6/7	18-03-2026	
16	FOOTING PLAN AND SECTION	CEUZWD-05B/ST/2026	7/7	18-03-2026	
SINGLE LIVING ACCN FOR SERVICE OFFICERS (07 NOS)					
17	RCC FOOTING PLAN, SCHEDULE OF FOOTINGS, SCHEDULE OF COLUMNS, FOOTING PLAN AND X-SECTION	CEUZWD-05C/ST/2026	1/4	18-03-2026	
18	RCC PLINTH BEAMS PLAN, SCHEDULE OF PLINTH BEAMS AND DETAILS	CEUZWD-05C/ST/2026	2/4	18-03-2026	
19	ROOF BEAMS, ROOF SLABS, SCHEDULE OF ROOF BEAMS, ROOF SLAB AND DETAILS	CEUZWD-05C/ST/2026	3/4	18-03-2026	
20	RCC FOOTING PLANS AND SECTION	CEUZWD-05C/ST/2026	4/4	18-03-2026	
SINGLE LIVING ACCN FOR SERVICE OFFICERS (FOR BDE CDR ACCN), SERVANT QTR FOR SERVICE OFFICERS & SINGLE LIVING ACCN FOR GUARD AT OFFICERS RESIDENCES					
21	RCC FOOTING PLAN, SCHEDULE OF ISOLATED COLUMNS FOOTING, SCHEDULE OF COLUMNS, ISOLATED COLUMN FOOTING PLAN AND X-SEC	CEUZWD-05D/ST/2026	1/3	18-03-2026	
22	RCC PLINTH BEAMS PLAN, SCHEDULE OF PLINTH BEAMS AND DETAILS	CEUZWD-05D/ST/2026	2/3	18-03-2026	
23	RCC ROOF PLAN, SCHEDULE OF ROOF BEAMS, ROOF SLABS AND DETAILS	CEUZWD-05D/ST/2026	3/3	18-03-2026	

SN	DATE	DESCRIPTIONS	INITIALS
		REVISIONS/REVISED UPTO DATE	
PROJECT TITLE :-			
CONSTR OF OTM ACCN (KLP) AT BDE HQ IN PALLANWALA MIL STN UNDER AMWP 2023-24			
BUILDING TITLE :-			
LIST OF DRAWING			
DATE	18-03-2026	CHIEF ENGINEER	SHT NO
DRN	NB SUB GURDEEP	UDHAMPUR ZONE	2/3
CKD			
SCALE			
DRG NO - CEUZ/LOD-05/2026			

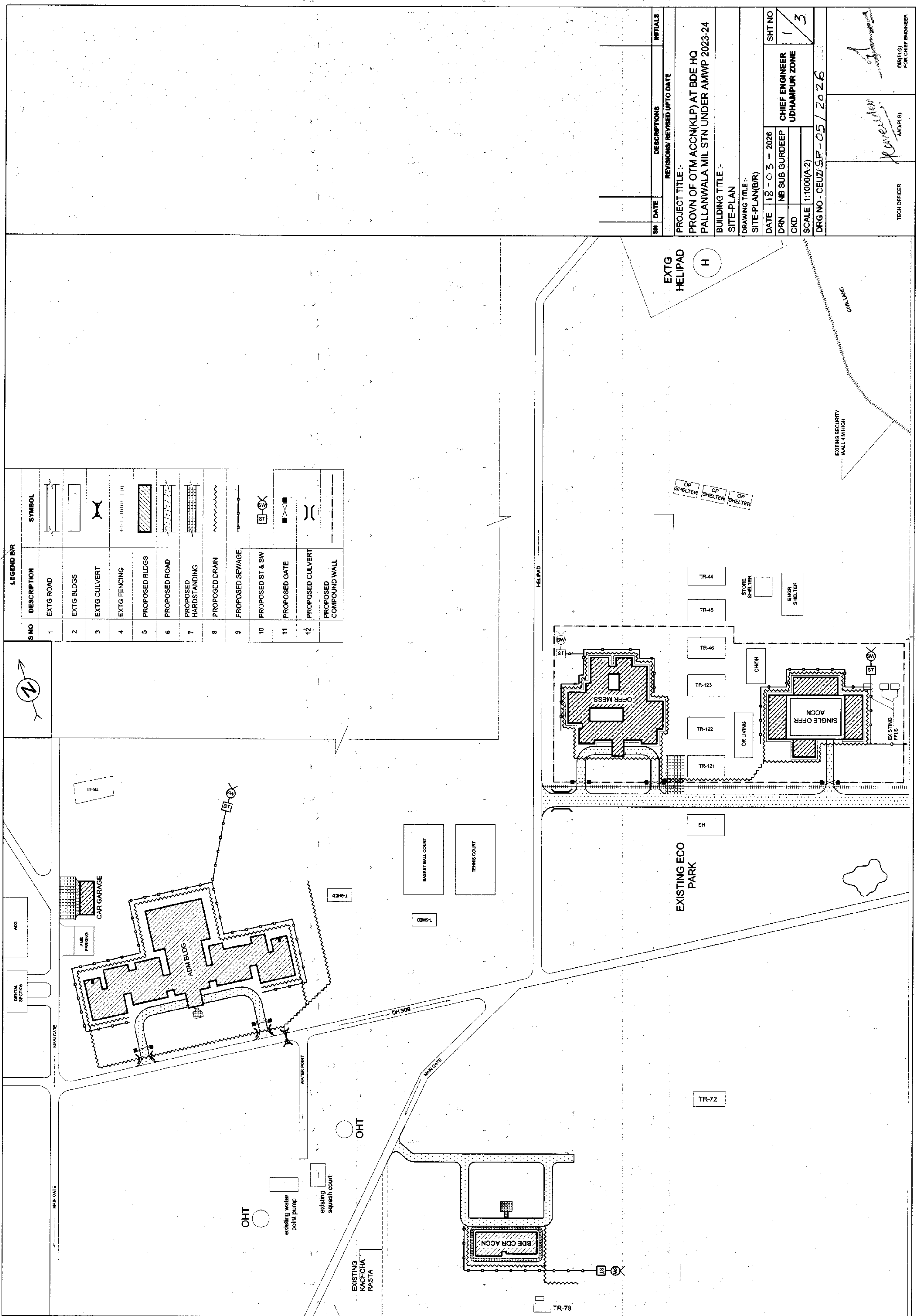

DIR(ARCH)
FOR CHIEF ENGINEER

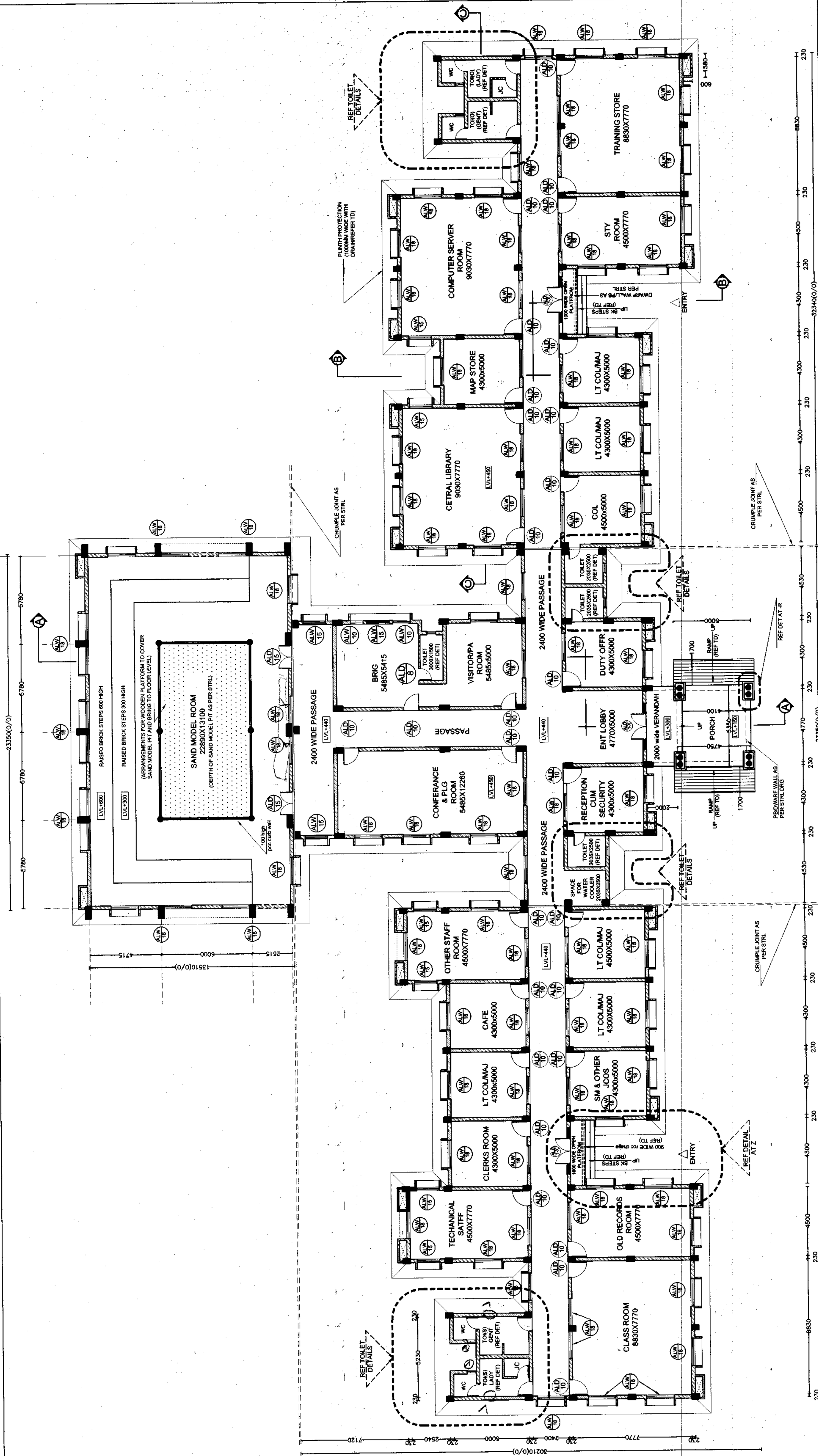
LIST OF DRAWINGS

SL No.	DESCRIPTION	DRAWING NO	SHT. NO.	DATE	SL No.	DESCRIPTION	DRAWING NO	SHT. NO.	REMARKS
TD DRAWINGS									
1	STANDARD ROADS	MISC-CPT-01/2011	1/1		35	PROVN OF HARD STANDING	CEUZ/TD-1523/15	1/1	
2	LEGENTS INTERNAL WATER SUPPLY & INTERNAL ELECTRIFICATION	CE/TD-1025/90	1/1		36	DETAIL OF WALL PEG,CURTAIN ROD & PELMET BOX	CEUZ/TD-1541/2015	1/1	
3	DETAILS OF SEWAR APPURTENANCES	CE /TD-1522/15	1/2 TO 2/2		37	RAIN WATER HARVESTING	CEUZ/TD-1327/2012	1/2 TO 2/2	
4	TYPICAL DETAIL OF RETAINING WALL STONE CONSTRUCTION	CE/TD-1058/92	1/1		38	PVC PARTITION	CEUZ/TD-1300/09	1/2 TO 2/2	
5	RCC CULVERTS 60/96 CM SPAN (BRICK MASONRY)	CE/TD-1117/95	1/1		39	COMPOUND WALL	CEUZ/TD-1257/2008	1/2 TO 2/2	
6	WATER METER BOX & VALVE PIT PLANS, SECTION & DETAILS	CE/TD-1500/15	1/1		40	TYPICAL DETAILS FOR GARAGE	CEUZ/STD-447/2024	1/2 TO 2/2	
7	PANELLED DOOR WITH PRESSED STEEL DOOR	CE/TD-1264/08	1/4 TO 4/4		41	TYPICAL DETAILS FOR GARAGE	CEUZ/STD-447/ST /2024	1/5 TO 5/5	
8	FIXING DETAIL OF HDPE WATER TANK	CE/TD-1279/08	1/1		42	TYPICAL DETAILS FOR GARAGE	CEUZ/STD-447/ST /2024	1/1	
9	DETAIL OF STEPS,RAMP,LOCAL SUNK,FAN HOOK,PLINTH PROTECTION,PCC COPPING,RCC SHELVES,MS RUNGS,PCC CILL,RCC CHAJJA & COOKING PLATFORM	CE/TD-1280/08	1/3 TO 3/3		43	TYPICAL DETAILS OF FLAG STAFF WITH GASE	CE/TD-1142/97	1/1	
10	DETAIL OF ROAD CROSSING BRICKS & PCC DRAIN TYPE C	CE/TD-1293/08	1/2TO 2/2		44	TYPICAL DETAILS OF ROAD AND PCC DRAIN	CE/TD-1056/92	1/1	
11	STEEL BOX WINDOWS, VENTILATORS AND FIXED GLAZINGS	CE/TD-1302/09	1/3 TO 3/3		45	STEEL GATE & WICKET GATE	CE/TD-1135/97	1/1	
12	DETAIL OF RWP/CHANNEL WITH BK PARAPET & PLINTH PROTECTION	CE/TD-1502/15	1/1						
13	SWITCH BOX & METER BOX	CE/TD-1538/15	1/2 TO 2/2						
14	ARCHITECTURAL NORMS & GEN NOTES.	CEUZ/TD-1545/15	1/2 TO 2/2						
15	DETAILS OF NOTICE BOARD, DISPLAY BOARD	CE/TD-1547/15	1/2 TO 2/2						
16	TYPICAL DETAILS OF LEAKAGE SEEPAGE AND DAMPNES	CE/TD-1123/95	1/1						
17	ADDITIONAL NOTES ON DUCTILE DETAILING	CE/TD-1186/02	1/3 TO 3/3						
18	TYPICAL DETAIL OF INT/EXT. PLASTER GROOVES AT JUNCTION OF COL./BEAM/WALL	CE/TD-1187/02	1/1						
19	TYPICAL RCC DETAIL OF LINTELS, CHAJJAS AND SHELVES	CE/TD-1191/03	1/3 TO 3/3						
20	TYPICAL RCC DETAILS	CE/TD-1251/06	1/1						
21	TYPICAL FOUNDATION AND BEAM/COL JUNCTION DETAIL	CE/TD-1250/07	1/1						
22	TYPICAL DETAILS OF SEPTIC TANK (UP TO 300 USERS) & SOAKAGE WELL PIT.	CEUZ/TD-1585/21	1/4 TO 4/4						
23	TYPICAL DETAILS OF SEISMIC PROVISION	CEUZ/TD-1584/21	1/5 TO 5/5						
24	TYPICAL DETAILS OF PVC DOORS	CE/TD-1238/06	1/3 TO 3/3						
25	TYPICAL DETAILS ELECTRICAL FITTING (EXTERNAL)	CE/TD-1129/96	1/2 TO 2/2						
26	DETAIL OF WHB WITH MIRROR, SHOP NITCHE, SUNKEN SLAB AND WATER PROOFING	CE/TD-1540/15	1/1						
27	DETAILS OF FT. NT & GT	CE/TD-1550/15	1/1						
28	TYPICAL DETAILS OF SEPTIC TANK (UP TO 500 USERS) & SOAKAGE WELL PIT.	CE/TD-1202/03	1/2 TO 2/2						
29	GENRAL NOTES FOR RCC WORKS	CE/TD-1252/07	1/11 TO 11/11						
30	MISC TYPICAL DETAIL-2	CEUZ/TD-1544/15	1/3 TO 3/3						
31	DETAILS OF CUP BOARD	CEUZ/TD-1295/08	1/2 TO 2/2						
32	DETAILS OF CUP BOARD	CEUZ/TD-1532/15	1/2 TO 2/2						
33	MISC TYPICAL DETAILS	CEUZ/TD-1544/15	1/3 TO 3/3						
34	DETAILS OF RCC JALI TYPE A,B, C	CEUZ/TD-1527/15	1/1						

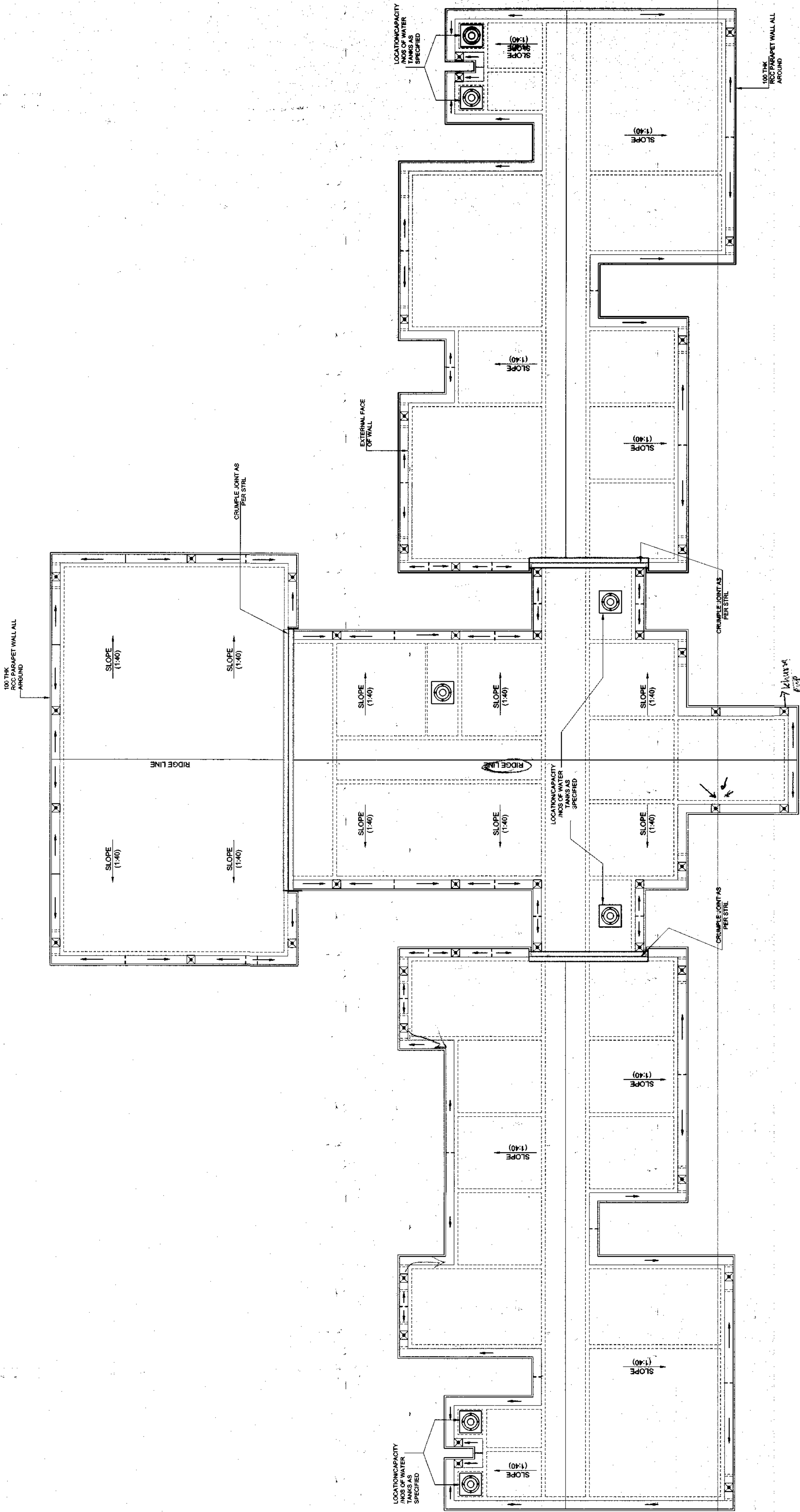
SN	DATE			INITIALS
		DESCRIPTIONS		
REVISIONS/ REVISED UPTO DATE				
PROJECT TITLE :-				
PROVN OF OTM ACCN (KLP) AT BDE HQ IN PALLANWALA MIL STN UNDER AMWP 2023-24				
BUILDING TITLE :-				
LIST OF DRAWINGS				
DATE	18-03-2026		CHIEF ENGINEER UDHAMPUR ZONE	SHT NO
DRN	NB SUB GURDEEP			3 3
CKD				
SCALE				
DRG NO - CEUZ/LOD-05/2026				

DIR (ARCH)
FOR CHIEF ENGINEER



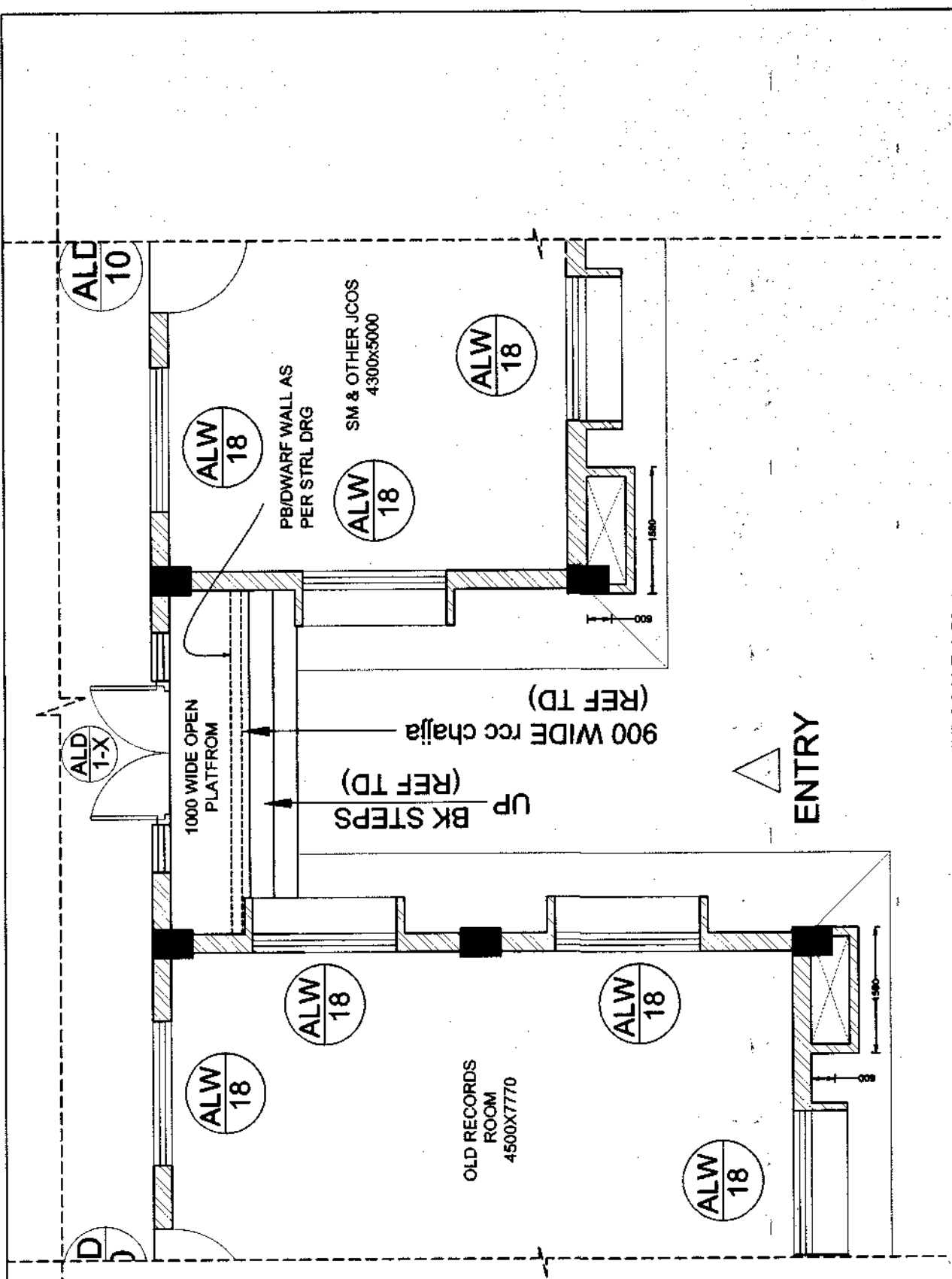


32340(0/0)		32340(0/0)	
<p>Note :-</p> <ol style="list-style-type: none"> 1. CONTRACTOR TO VISIT SITE AND VERIFY ALL DIMENSIONS BEFORE EXECUTION OF WORK. 2. RECTIFICATION WORK SHALL BE PROVIDED WITHIN 10 DAYS OF THE DATE OF IDENTIFICATION OF WORK. 3. DIMENSIONAL TOLERANCES SHALL BE FOLLOWED. 4. THE DRAWING SHALL BE READ IN CONJUNCTION WITH OTHER RELEVANT DRAWINGS. 5. ALL DIMENSIONS ARE IN MILLIMETER UNLESS OTHERWISE SPECIFIED. 6. ALL DIMENSIONS ARE IN MILLIMETER UNLESS OTHERWISE SPECIFIED. 7. THREE TYPH STANDS FOR TOILET PAPER HOLDER, CG STANDS FOR COLLAPSIBLE GATE STANDS FOR COLLAPSIBLE GATE STANDS, ETC SHALL BE AS PER STRUCTURAL DRAWINGS RESPECTIVE OF THE WORK. 8. LOCATIONS MMD FOR FITTINGS ETC ARE INDICATIVE AND SHALL BE PROVIDED AS APPROVED BY ENGINEER IN CHARGE FOR ALL DETAILS BELOW FFL OF GROUND FLOOR. 9. STRUCTURAL DRGS SHALL BE FOLLOWED. 10. THE VERANDAH BALCONY, CORRIDORS AND PLAYFLOORS SHALL SLOPE OUTWARDS THE MAIN ROOMS AS ALL DIRECTED. 11. BY ENGINEER IN CHARGE CONSIDERING THE SITE CONDITIONS DRIP COURSE SHALL BE PROVIDED FOR ALL CHALLJAS A VERTICAL FACH 100MM WIDE PLINTH PROTECTION WITH DRAIN MENTIONED ALL AS PER TO SHALL BE PROVIDED ALL AROUND. 12. THE RAIN WATER PIPES SHALL BE PROVIDED WITHIN 10 DAYS OF THE DATE OF IDENTIFICATION OF WORK. 13. DOWN, WINDOWS AND VENTILATORS SHALL BE PROVIDED AS PER TO ALL FLY PROOF SHUTTER FOR DOORS AND WINDOWS/VENTILATORS WHEREVER PROVIDED SHALL OPEN INSIDE. 14. GUARD BARS SHALL BE PROVIDED FOR ALL EXTERNAL WINDOWS & VENTILATORS. 15. GUARD BARS AND APPROXONS SHALL BE PROVIDED WITH 100x75 SMOOTER DRIVING FOR THE ENTIRE WIDTH AT THE JUNCTION WITH ROACH/HANDSTANDING RESPECTIVE OF WHATEVER SHOWN IN Dwg. 16. THE BUILT IN FURNITURE ITEMS AS PER AUTHORIZATION SHALL BE PROVIDED AND FIXED AS PER TD AND AT LOCATIONS APPROVED BY ENGINEER IN CHARGE, RESPECTIVE OF WHATEVER SHOWN IN Dwg. 17. WHATEVER PROVIDED WITH MRP/OP OF SITE 65MMX900MM AS PER TO UNLESS OTHERWISE SHOWN IN Dwg. 		<p>32340(0/0)</p>	
<p>PROJECT TITLE :-</p> <p>PROVN OF OTM ACCN(KLP) AT BDE HQ</p> <p>PALLANWALA MIL STN UNDER AMWP 2023-24</p>		<p>PROJECT TITLE :-</p> <p>OFFICE AND ADMINISTRATIVE ACCOMMODATION</p>	
<p>DRAWING TITLE :-</p> <p>PLAN</p>		<p>DRAWING TITLE :-</p> <p>PLAN</p>	
<p>DATE 18.03.2026</p> <p>DRN NB SUB GURDEEP</p> <p>CKD [Signature]</p> <p>SCALE</p>		<p>DATE 18.03.2026</p> <p>DRN NB SUB GURDEEP</p> <p>CKD [Signature]</p> <p>SCALE</p>	
<p>CHIEF ENGINEER</p> <p>UDHAMPUR ZONE</p>		<p>CHIEF ENGINEER</p> <p>UDHAMPUR ZONE</p>	
<p>DRG NO - CEUZW-05A</p>		<p>DRG NO - CEUZW-05A</p>	
<p>SHT NO 1/5</p>		<p>SHT NO 1/5</p>	
<p>TECH OFFR</p>		<p>TECH OFFR</p>	
<p>DIRECTOR (ARCH)</p> <p>FOR CHIEF ENGINEER</p>		<p>DIRECTOR (ARCH)</p> <p>FOR CHIEF ENGINEER</p>	
<p>REVISIONS/ REVISED UPTO DATE</p>		<p>REVISIONS/ REVISED UPTO DATE</p>	
<p>SN DATE DESCRIPTIONS INITIALS</p>		<p>SN DATE DESCRIPTIONS INITIALS</p>	

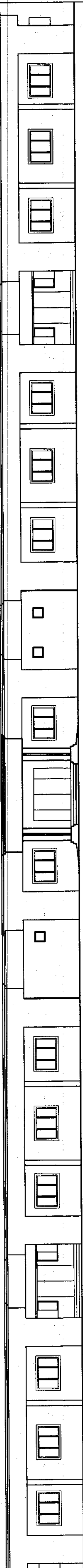
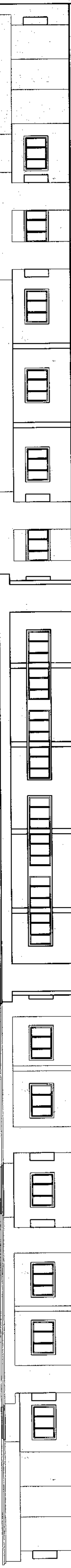
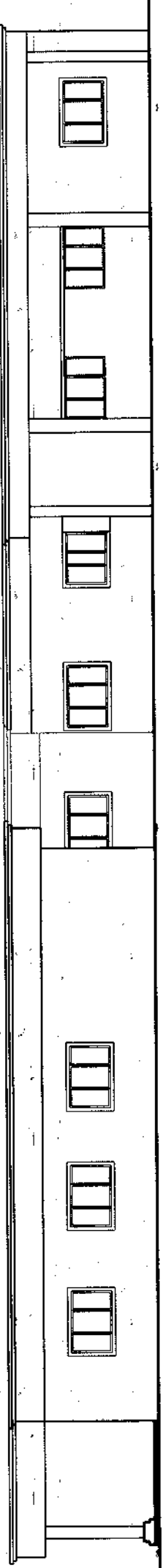
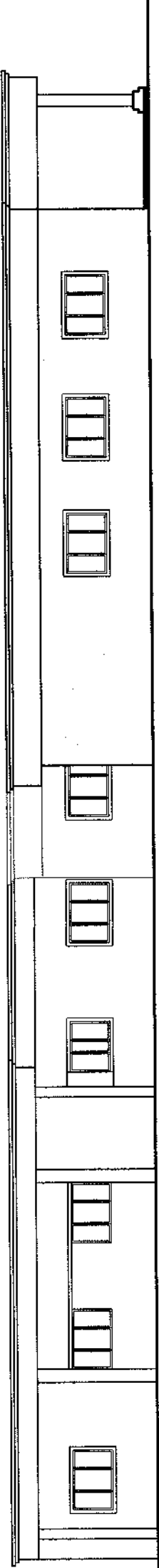


ROOF PLAN

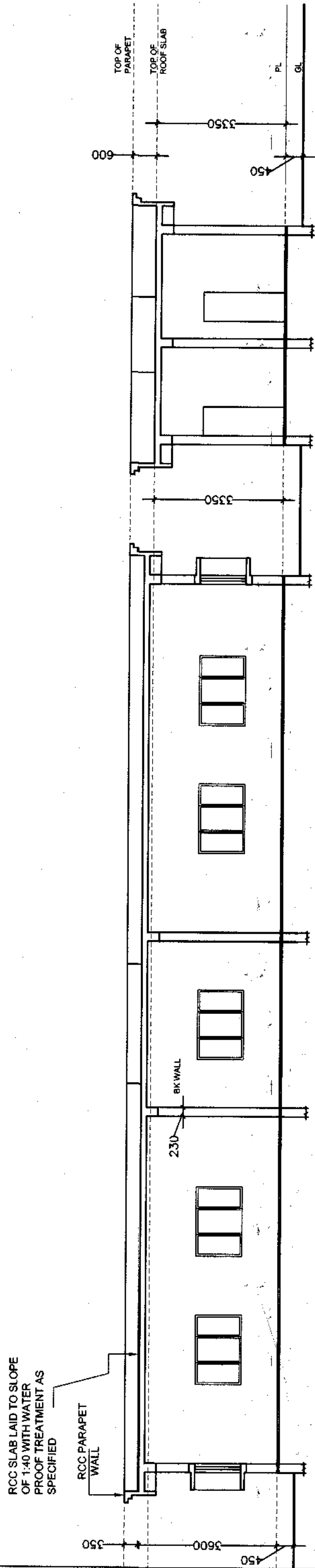
PROJECT TITLE :-		DATE	13.03.2026		SHT NO		2/5	
PROVN OF OTM ACN(KLP) AT BDE HQ		DRN	NB SUB GURDEEP		CHIEF ENGINEER		UDHAMPUR ZONE	
PALLANWALA MIL STN UNDER AMWP 2023-24		CKD			UDHAMPUR ZONE			
BUILDING TITLE :-		SCALE			TECH OFFR		DY (ARCH)	
OFFICE AND ADMINISTRATIVE ACCOMMODATION		DFG NO - CEUZWD- 05 A		/2026		DIRECTOR (ARCH) FOR CHIEF ENGINEER		
DRAWING TITLE :-								
ROOF PLAN								
REVISIONS/ REVISED UPTO DATE		SN		DATE		INITIALS		



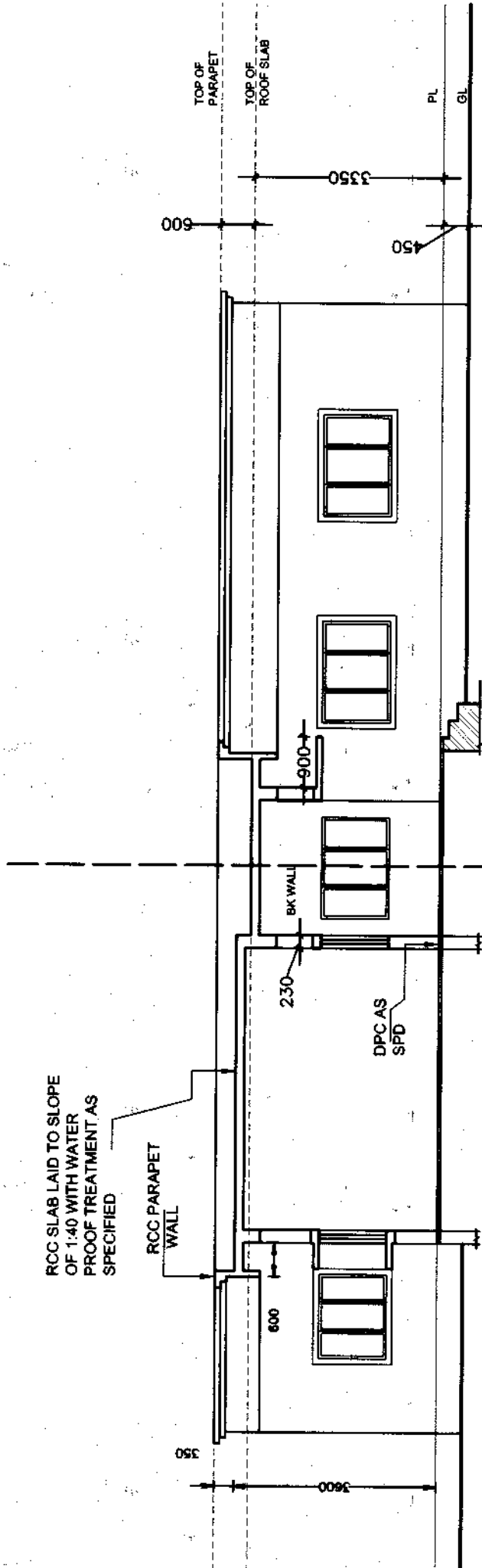
REF DETAIL AT Z SCALE 1:50



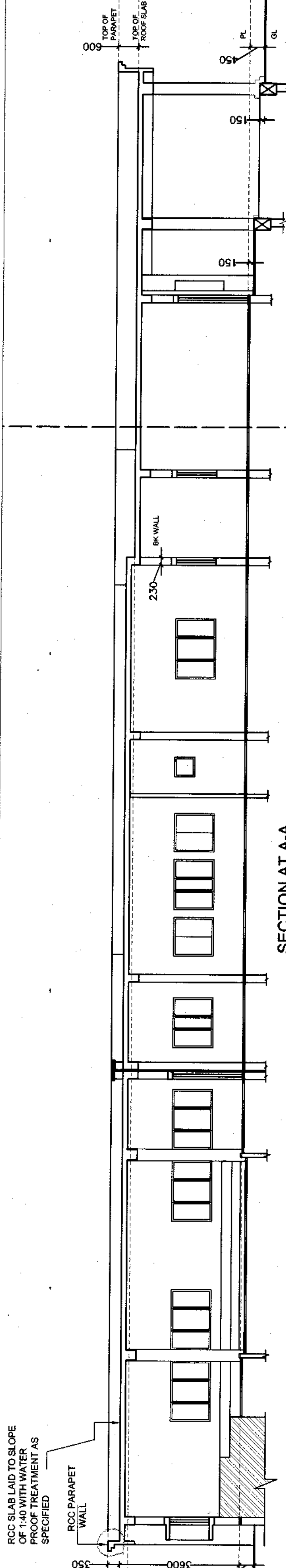
PROJECT TITLE :- PROVN OF OTM ACCN(KLP) AT BDE HQ PALLANWALA MIL STN UNDER AMWP 2023-24		DATE 18.03.2026	DRN NB SUB GURDEEP	CDK SCALE	CHIEF ENGINEER UDHAMPUR ZONE	SHT NO 3/5
BUILDING TITLE :- OFFICE AND ADMINISTRATIVE ACCOMMODATION		DRG NO - CEUZ/WD- 05A		1/2026		
DRAWING TITLE :- ELEVATIONS & DETAIL AT Z		TECH OFFR		DY (ARCH)		
INITIALS		REVISIONS/ REVISED UPTO DATE		DATE		



SECTION AT C-C


















SECTION AT B-B



SECTION AT A-A

SN	DATE	DESCRIPTIONS	INITIALS
REVISIONS/REVISED UPTO DATE			
PROJECT TITLE :-			
PROVN OF OTM ACCN(KLP) AT BDE HQ			
PALLANWALA MIL STN UNDER AMWP 2023-24			
BUILDING TITLE :-			
OFFICE AND ADMINISTRATIVE ACCOMMODATION			
DRAWING TITLE :-			
SECTIONS			
DATE	18.03.2026	CHIEF ENGINEER	SHT NO
DRN	NB SUB GURDEEP	UDHAMPUR ZONE	4
CKD			5
SCALE			
DRG NO - CEU/2ND- 05 A			/2026
TECH OFFR		DY (ARCH)	
		DIRECTOR (ARCH)	
		FOR CHIEF ENGINEER	

1. ALL THE PLUMBING & ELECTRICAL FITTING MISSING IN DRAWINGS BE CONSIDERED AND TAKEN FROM TENDER DOCUMENT AND BOQ SPECIFICATIONS.
2. LOCATION OF PLUMBING & ELECTRICAL FITTING IS TENTATIVE AND WILL BE FINALIZED BY ENGR-IN-CHARGE/GE.

LEGEND OF TOILET FIXTURES			
SN	SYMBOL	NAME	DESCRIPTION
1		EWIC AS SPD	
2		INDIAN WC AS SPD	
3		TOILET PAPER HOLDER (TPH) AS SPD	
4		ABLUTION TAP AS SPD	
5		TAP AS SPD	
6		NAHNI TRAP (NT) AS SPD	
7		TOWEL RAIL (TR) AS SPD	
8		WASH HAND BASIN (WHB)	COUNTER-TYPE WASH-BASIN
9		WASH HAND BASIN (WHB) WITH MIRROR	WITH SS BOTTLE TRAP
10		URINAL AS SPD (REF TD)	
11		FRAME LESS MIRROR	
12		GULLY TRAP/WASTE PIPE (GT/WP)	
13		VENT PIPE/SOIL PIPE (VP/SP)	
14		3 PEG SET AS SPD (REF TD)	
15		MAN HOLE (REF TD)	

IN	DATE	DESCRIPTIONS	INITIALS
REVISIONS/ REVISED UPTO DATE			
PROJECT TITLE :-			
PROVIN OF OTM ACCN(KLP) AT BDE HQ PPALLANWALA MIL STN UNDER AMWP 2023-24			
BUILDING TITLE :-			
OFFICE AND ADMINISTRATIVE ACCOMMODATION			
DRAWING TITLE :-			
TOILET DETAILS & DETAIL AT R			
DATE	18.03.2026	SHT NO	
DRN	NB SUB GURDEEP	15	
CKD		CHIEF ENGINEER UDHAMPUR ZONE	
SCALE			
DRG NO - CEI/ZWD-		05A /2026	

TECH OFFER

DY (ARCH)

DIRECTOR (ARCHI)

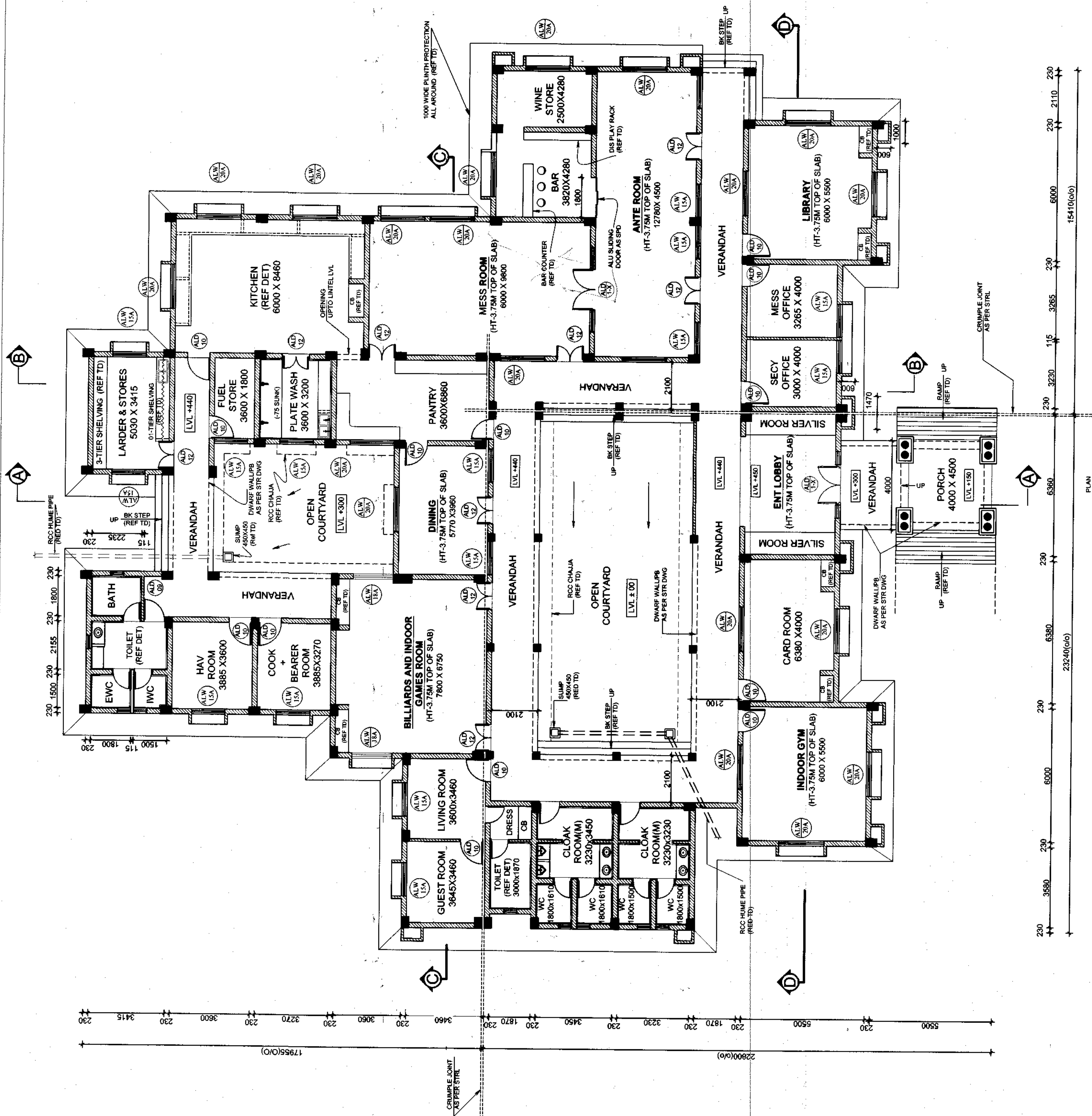


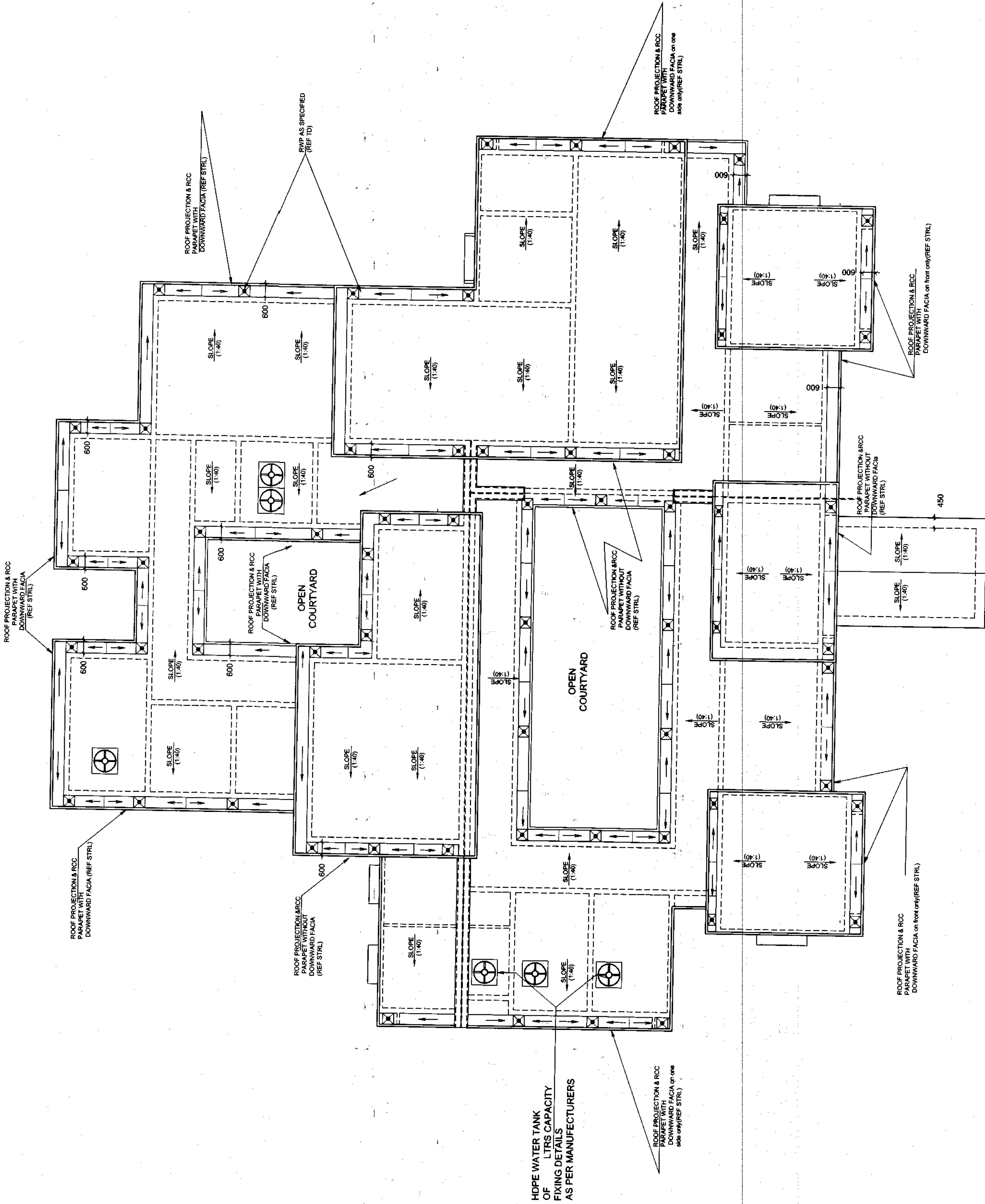
TOILET DETAIL DUTY OFFICER & CO SCALE 1:50

NOTES :-

1. CONTRACTOR TO VISIT SITE AND VERIFY ALL DIMENSIONS BEFORE EXECUTION OF WORK.
2. EXECUTIVE AUTHORITY SHALL CHECK THIS DRAWING BEFORE EXECUTION OF WORK.
3. ONLY WRITTEN DIMENSIONS SHALL BE FOLLOWED.
4. THIS DRAWINGS SHALL BE READ IN CONJUNCTION WITH OTHER RELEVANT DRAWINGS.
5. ALL DIMENSIONS ARE IN MILLIMETER UNLESS OTHERWISE MENTIONED.
6. STANDARDS FOR DECORATIVE DRAPEY ROD OR STANDS FOR CURTAIN ROLL W/C PERMITTING FOR OPENING WINDOW TYPE W/C STANDING ON TOP OF WALL W/C STAND FOR WATER CLOSET ,W/C STANDS FOR INDIAN TYPE W/C STAND FOR EUROPEAN TYPE WC , LFC STANDS FOR LOW HEIGHTS FOR TOILET PAPER HOLDER ,CG STANDS FOR REG SET OF THREE,THP STANDS FOR TYPLET PAPER HOLDER ,CG STANDS FOR POSSIBLE GATE ,SD STANDS FOR STEEL CORR ,TS STANDS FOR ROLLING SHUTTER
7. SIZE LOCATION AND DETAILS OF ALL STRUCTURAL MEMBERS LIKE COLUMNS ,BEAMS,LINETS, FOUNDATIONS, ETC SHALL BE AS PER STRUCTURAL DRAWINGS .LOCATIONS AND CO-ORDINATES SHOWN IN ARCH DRGS.
8. LOCATIONS AND CO-ORDINATES SHOWN IN ARCH DRGS INDICATIVE AND SHALL BE PROVIDED AS APPROVED BY ENGINEER IN CHARGE FOR ALL DETAILS BELOW PLF OF GROUND FLOOR STRUCTURAL DRGS SHALL BE FOLLOWED.
9. DATA STONE CLG SHALL BE PROVIDED ON ALL WINDOWS / VENTILATORS ALL DIRECTIONS OF ENGINEER IN CHARGE. ALL EXTERNAL BRICK WALL BE 230MM THICK UNLESS SPECIFIED AND SHOWN IN DRAWINGS.
10. THE VERANDAH BALCONY ,CORRIDORS AND PLATFORMS SHALL SLOPE OUTWARDS TO PREVENT ACCUMULATION OF WATER TO OPEN TERRACES FROM FIRST FLOOR ONWARDS SHALL BE PROVIDED WITH MINIMUM 1% SLOPES (600MM LONG, 80MM DIA) OR 100MM DIA RWPS ALL AS DIRECTED.
11. BY ENGINEER IN CHARGE CONSIDERING THE SITE CONDITIONS DRIP COURSE SHALL BE PROVIDED FOR ALL CHAJAS A VERTICAL PLCA 1000MM WIDE PLINTH PROTECTION WITH DRAIN MENTIONED ALL AS PER TO BE PROVIDED ALL AROUND.
12. THE RAIN WATER PIPES SHALL BE PROVIDED WITH SPLASH STONES (REF TO ARCH DRGS).
13. BEFORE COMMENCING WORK, ALL ROOF TOPS SHALL BE PROVIDED AS PER TO ALL FLY OVER CHUTE TO DRAINS.
14. ALL ROOFS SHALL BE PROVIDED WITH DRAINAGE SYSTEMS WHEREVER PROVIDED. PROOF SHUTTER FOR DOORS AND WINDOWS/VENTILATORS WHEREVER PROVIDED SHALL OPEN INSIDE.
15. GUARD BARS SHALL BE PROVIDED FOR ALL EXTERNAL WINDOWS & VENTILATORS. THE ENTIRE WINDOW FRAME SHALL BE PROVIDED WITH 100X75 SAUCER DRAINS FOR WHATEVER SHOWN IN DWG.
16. THE BUILT IN FURNITURE ITEMS AS PER AUTHORIZED SHALL BE PROVIDED AND USED AS PER TO AND AT LOCATIONS APPROVED BY ENGINEER IN CHARGE.
17. ALL WIRBS SHALL BE PROVIDED WITH MINOR OF SIZE 450MMX600MM AS PER TO UNLESS OTHERWISE SHOWN IN DWG.

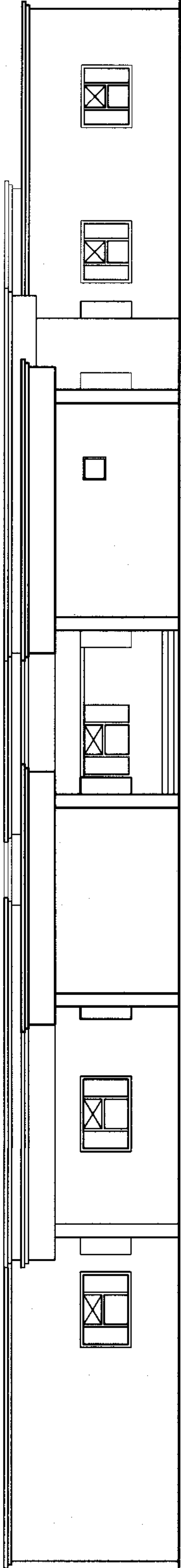
SN	DATE	DESCRIPTIONS	INITIALS
REVISIONS/ REVISED UP TO DATE			
PROJECT TITLE :-			
PROVN OF OTM ACCN(KLP) AT BDE HQ			
PALLANWALA MIL STN UNDER AMWP 2023-24			
BUILDING TITLE :-			
OFFICERS MESS FOR SERVICE OFFICERS (19-28)			
FOR 20 OFFICERS			
DRAWING TITLE :-			
PLAN			
DATE	18-03-2026	SHT NO	
DRN	NB SUB GURDEEP	CHIEF ENGINEER	15
CKD		UDHAMPUR ZONE	
SCALE			
DRG NO. - CEUZ/WD-05B /2026			
TECH OFFR		DIRECTOR (ARCH) FOR CHIEF ENGINEER	



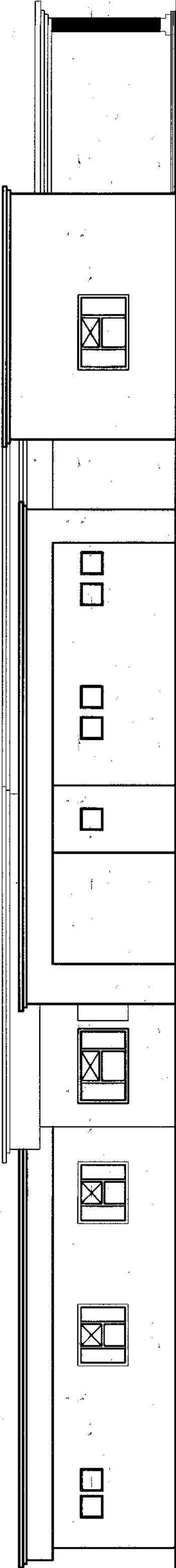


ROOF PLAN

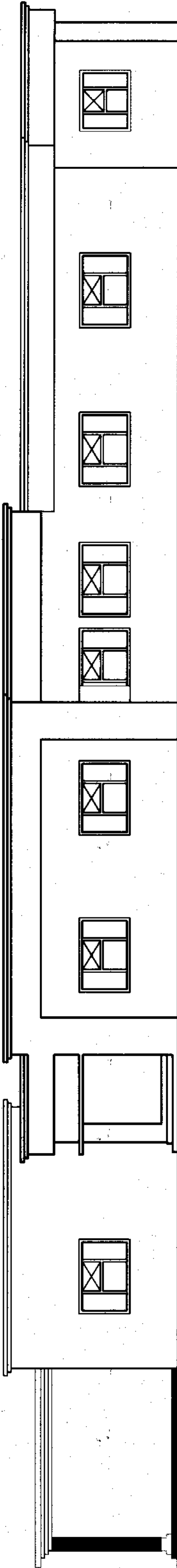
SN	DATE	DESCRIPTIONS	INITIALS
REVISIONS/REVISED UPTO DATE			
PROJECT TITLE :-			
PROVN OF OTM ACCN(KLP) AT BDE HQ			
PALLANWALA MIL STN UNDER AMWP 2023-24			
BUILDING TITLE :-			
OFFICERS MESS FOR SERVICE OFFICERS (19-28)			
FOR 20 OFFICERS			
DRAWING TITLE :-			
ROOF PLAN			
DATE	18-03-2026	CHIEF ENGINEER	SHT NO
DRN	NB SUB GURDEEP	UDHAMPUR ZONE	2
CKD			5
SCALE			
DRG NO - CEUZWD-058 /2026			
TECH OFFR		DY ARCH	DIRECTOR (ARCH) FOR CHIEF ENGINEER



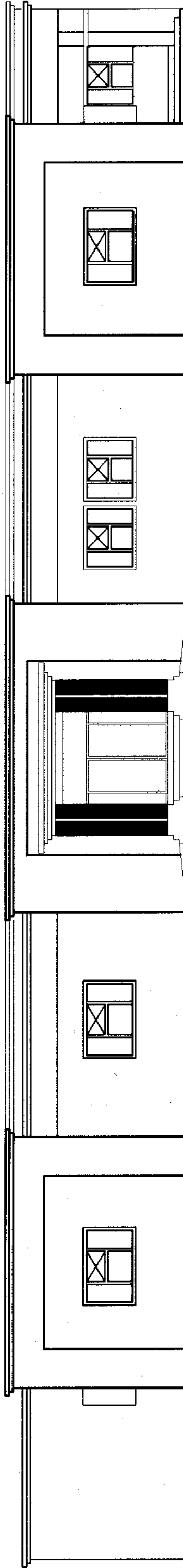
REAR ELEVATION SCALE:1:100



LEFT SIDE ELEVATION SCALE:1:100

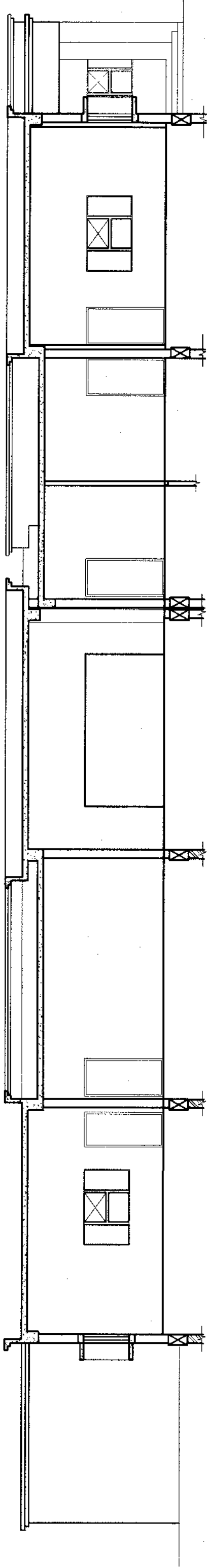


RIGHT SIDE ELEVATION SCALE:1:100

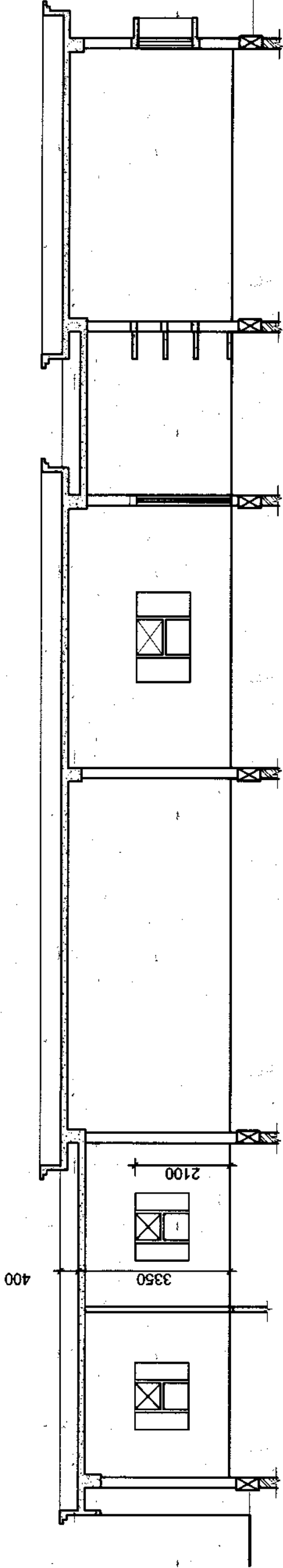


FRONT ELEVATION SCALE:1:100

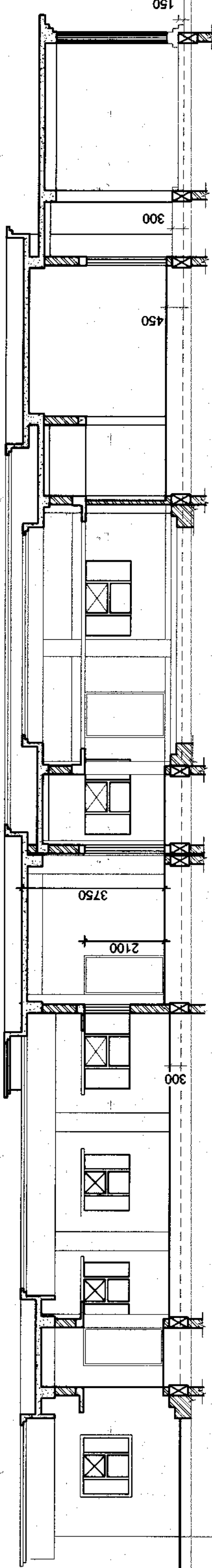
SN	DATE	DESCRIPTIONS	INITIALS
REVISIONS/ REVISED UPTO DATE			
PROJECT TITLE :-			
PROVN OF OTM ACCN(KLP) AT BDE HQ			
PALLANWALA MIL STN UNDER AMWP 2023-24			
BUILDING TITLE :-			
OFFICERS MESS FOR SERVICE OFFICERS (19-28)			
FOR 20 OFFICERS			
DRAWING TITLE :-			
ELEVATIONS			
DATE	18-03-2026	CHIEF ENGINEER	SHT NO
DRN	NB SUB GURDEEP	UDHAMPUR ZONE	3
CKD			5
SCALE			
DRG NO - CEUZWD-05B /2026			
TECH OFFR		DY ARCH	DIRECTOR (ARCH) FOR CHIEF ENGINEER



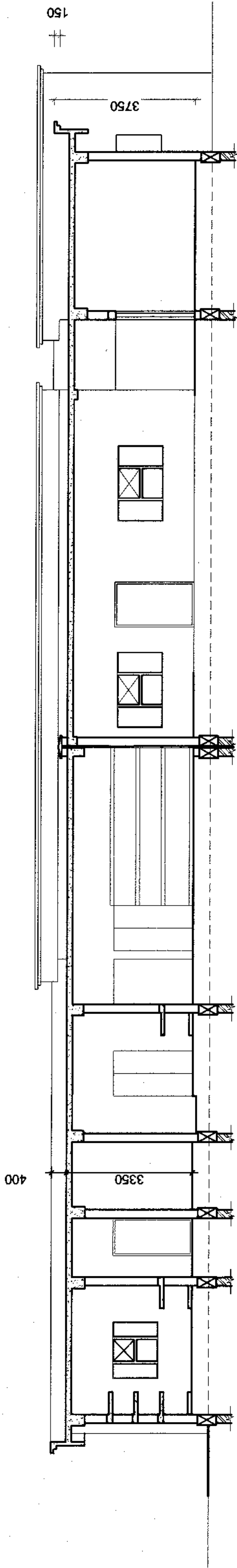
SECTION AT D-D SCALE:1:100



SECTION AT C-C SCALE:1:100



SECTION AT A-A SCALE:1:100



SECTION AT B-B SCALE:1:100

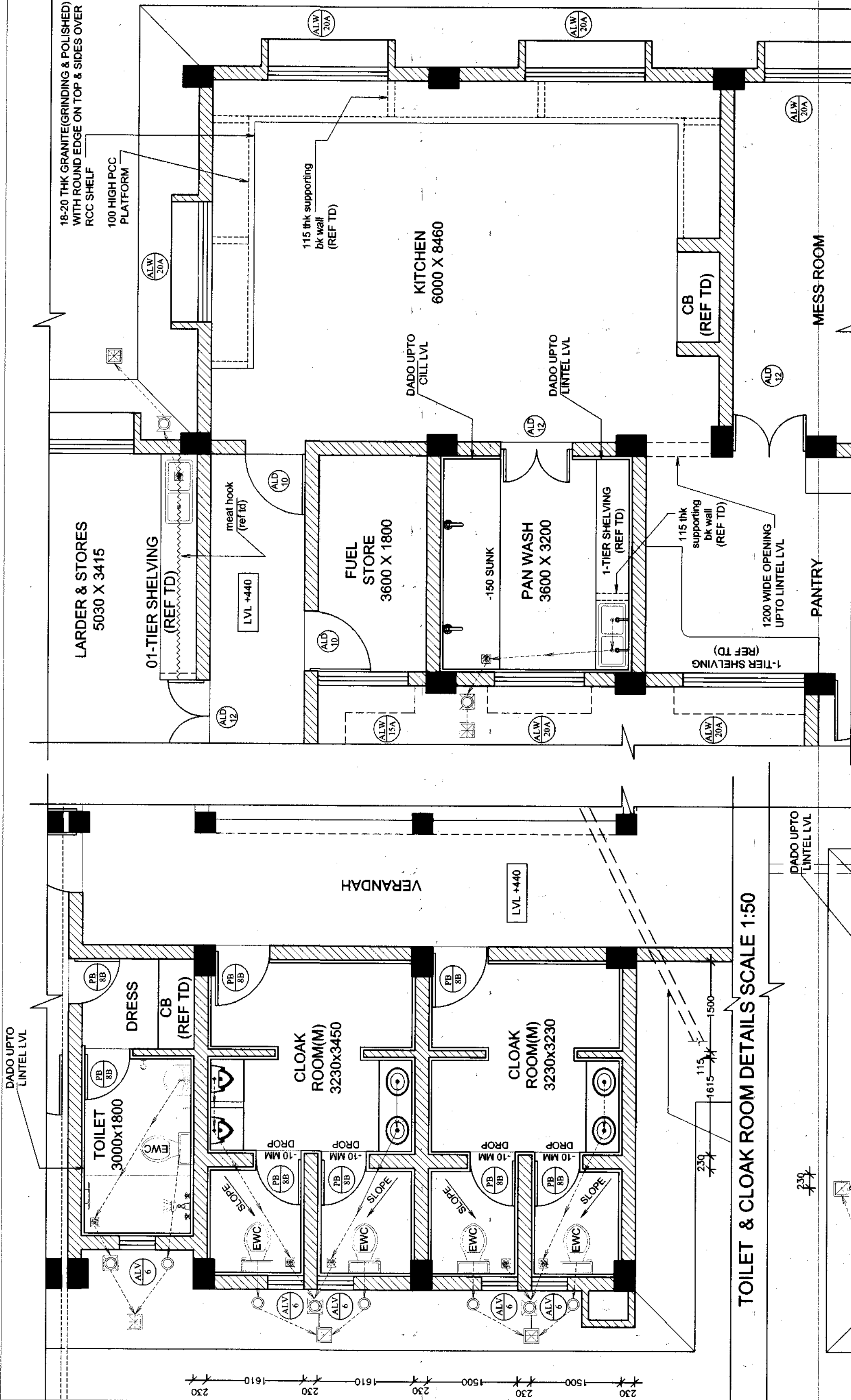
SN	DATE	REVISIONS/REVISED UPTO DATE	DESCRIPTIONS	INITIALS
PROJECT TITLE :- PROVN OF OTM ACCN(KLP) AT BDE HQ PALLANWALA MIL STN UNDER AMWP 2023-24				
BUILDING TITLE :- OFFICERS MESS FOR SERVICE OFFICERS (19-28) FOR 20 OFFICERS				
DRAWING TITLE :- SECTIONS				
DATE	18-03-2026	CHIEF ENGINEER	SHT NO	
DRN	NB SUB GURDEEP	UDHAMPUR ZONE	4	5
CKD				
SCALE				
DRG NO - CEUZWD-05B /2026				
TECH OFFR			DY ARCH	
			DIRECTOR (ARCH) FOR CHIEF ENGINEER	

NOTE:-
1. ALL THE PLUMBING & ELECTRICAL FITTING MISSING IN DRAWINGS BE CONSIDERED AND TAKEN FROM TENDER DOCUMENT AND BOQ SPECIFICATIONS.
2. LOCATION OF PLUMBING & ELECTRICAL FITTING IS TENTATIVE AND WILL BE FINALIZED BY ENGR-IN-CHARGE/GE.

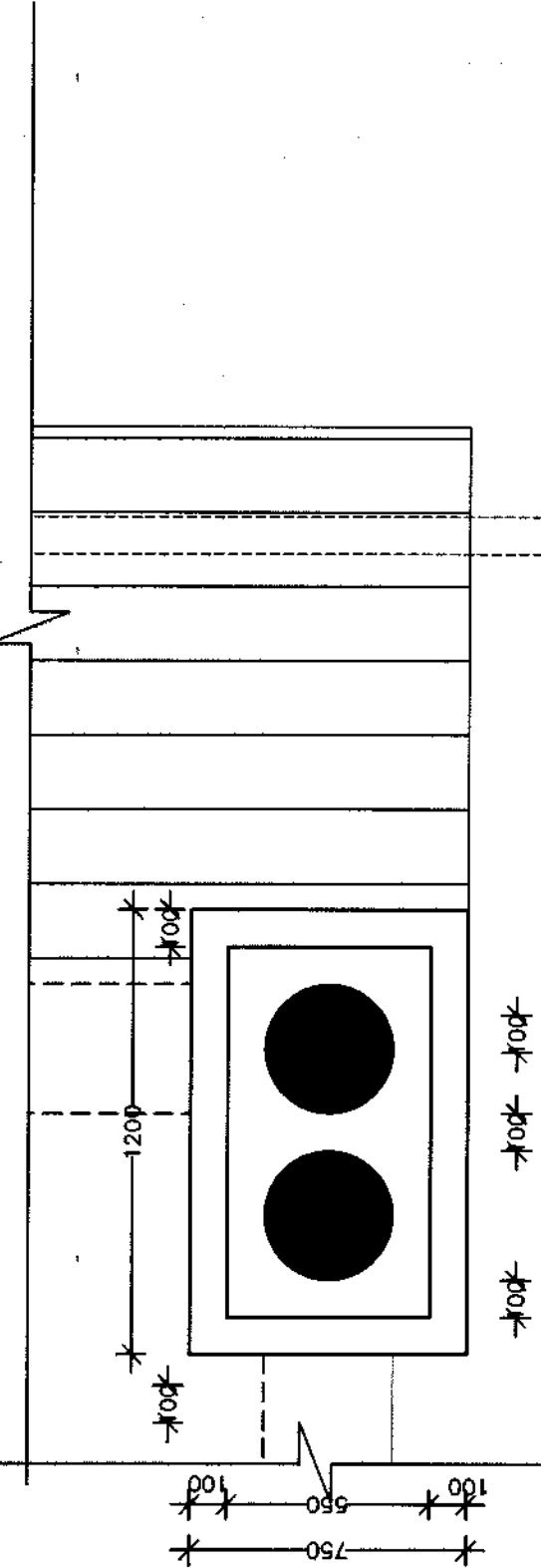
LEGEND OF TOILET FIXTURES		
SN	SYMBOL	DESCRIPTION
1		EWC AS SPD
2		INDIAN WC AS SPD
3		TOILET PAPER HOLDER (TPH) AS SPD
4		ABLUTION TAP AS SPD
5		TAP AS SPD
6		NAHNI TRAP (NT) AS SPD
7		FLOOR TRAP (FT) AS SPD
8		TOWEL RAIL (TR) AS SPD
9		WASH HAND BASIN (WHB)
10		WASH HAND BASIN (WHB) WITH SS BOTTLE TRAP
11		URINAL AS SPD (REF TD)
12		URINAL PARTITION (REF TD)
13		FRAME LESS MIRROR
14		GULLY TRAP/WASTE PIPE (GTWP)
15		VENT PIPE/SOIL PIPE (VP/SP)
16		3 PEG SET AS SPD (REF TD)
17		SHOWER WITH TAP AS SPD

REVISIONS/REVISED UPTO DATE		INITIALS
SN	DATE	DESCRIPTIONS
PROJECT TITLE :- PROVN OF OTM ACCN(KLP) AT BDE HQ PALLANWALA MIL STN UNDER AMWP 2023-24		
BUILDING TITLE :- OFFICERS MESS FOR SERVICE OFFICERS (19-28) FOR 20 OFFICERS		
DRAWING TITLE :- TOILET & KITCHEN DETAILS		
DATE	18-03-2026	SHT NO
DRN	NB SUB GURDEEP	CHIEF ENGINEER
CKD		UDHAMPUR ZONE
SCALE		5
DRG NO - CEUZWD-05B /2026		

TECH OFFR
DY ARCH
DIRECTOR (ARCH)
FOR CHIEF ENGINEER

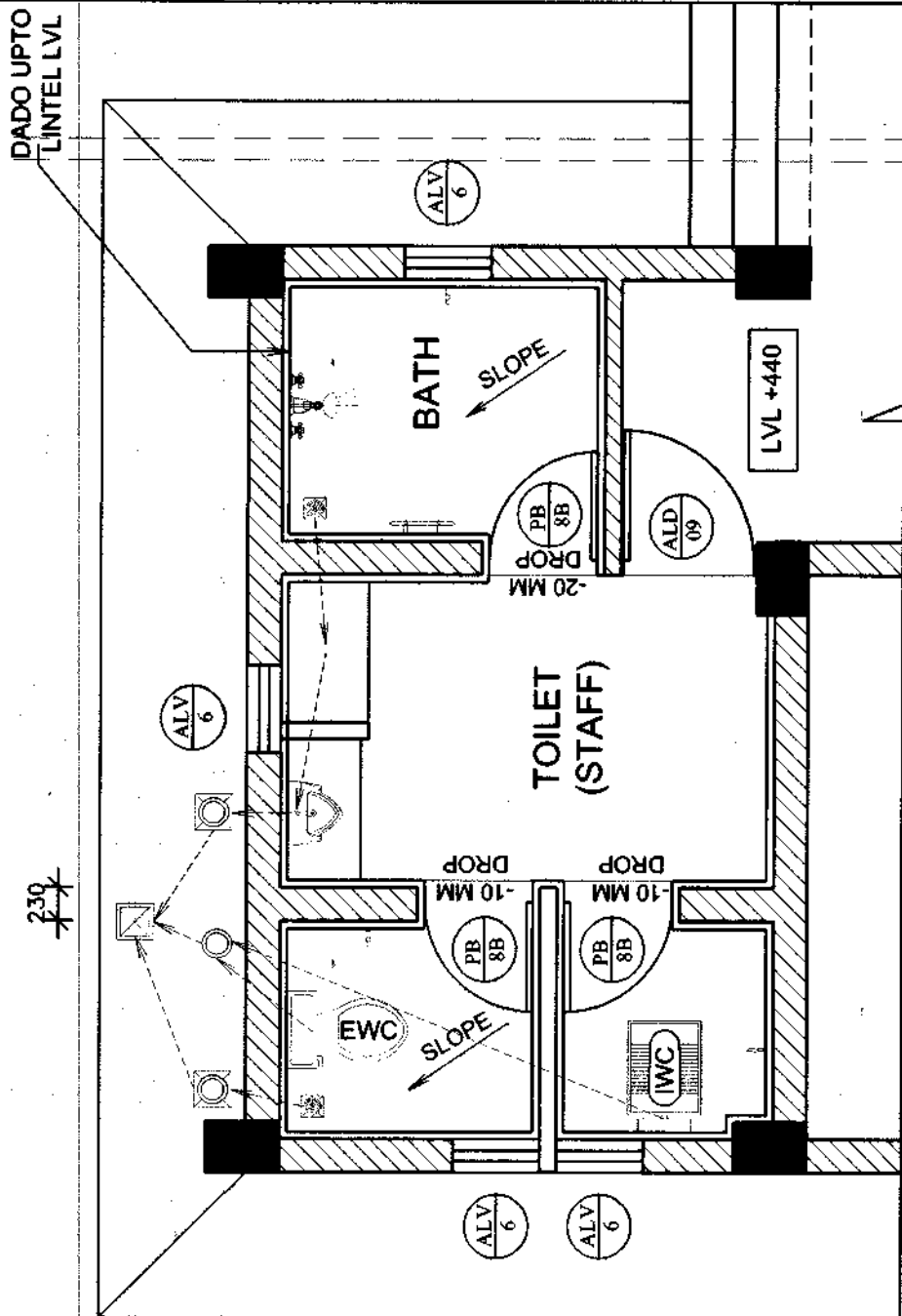


KITCHEN DETAIL scale 1:50

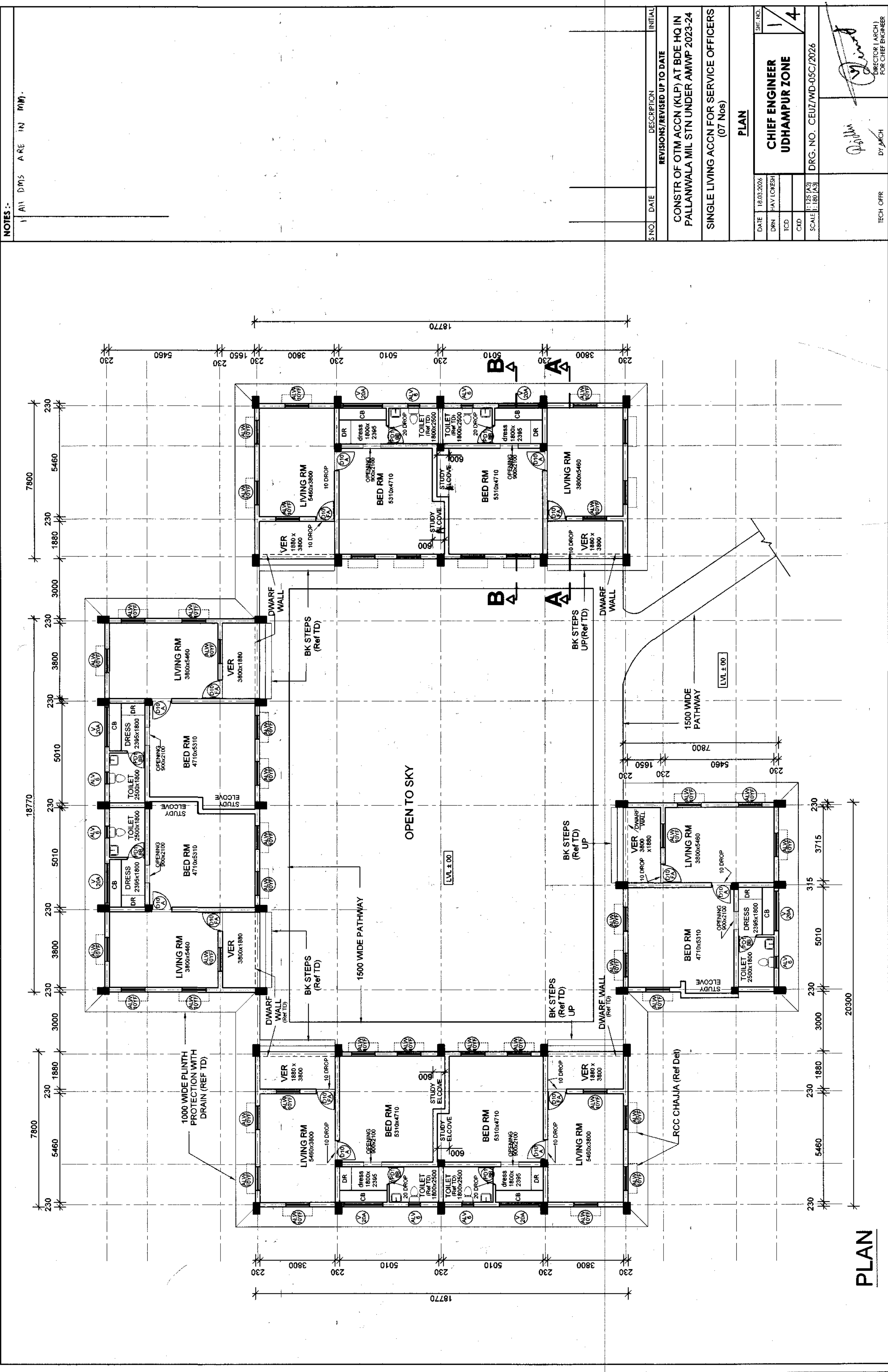


ENGLARGE DETAIL AT X SCALE 1:20

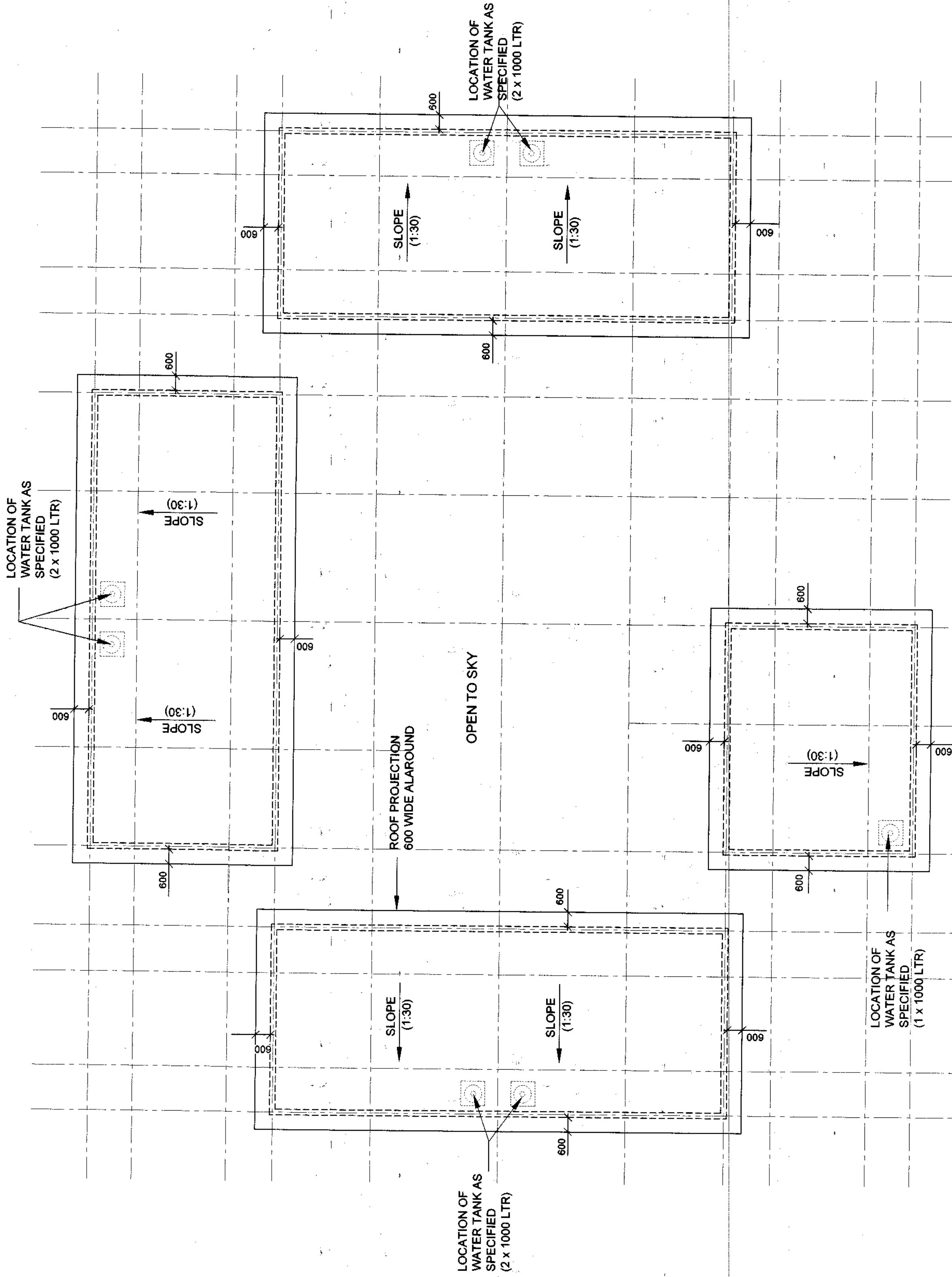
TOILET & CLOAK ROOM DETAILS SCALE 1:50



TOILET DETAIL (STAFF) SCALE 1:50



NOTES :-





ROOF PLAN

S.NO.	DATE	DESCRIPTION	INITIAL
REVISIONS/REVISED UP TO DATE			
CONSTR OF OTM ACCN (KLP) AT BDE HQ IN PALLANWALA MIL STN UNDER AMWP 2023-24			
SINGLE LIVING ACCN FOR SERVICE OFFICERS (07 Nos)			
ROOF PLAN			
DATE	18.03.2024	DRN	HAV LOKESH
ICD		CKD	
SCALE	1:125 (A3)	1:180 (A3)	
SHEET NO. 2/4		DRG. NO. CEUZ/WD-05C/2026	
CHIEF ENGINEER UDHAMPUR ZONE		TECH OFFR DY ARGT	
		DIRECTOR (ARCH) FOR CHIEF ENGINEER	

This architectural floor plan depicts a long, narrow building layout. The plan is divided into several rooms and a central corridor. At the top, there is a large rectangular room containing a rectangular feature, possibly a window or a piece of furniture. Below this is another large rectangular room, also containing a similar rectangular feature. A central corridor runs vertically through the middle of the plan, providing access to various rooms. On the left side of the corridor, there are several smaller rooms, some of which contain rectangular features. On the right side, there are larger rooms, some of which contain rectangular features. The plan is drawn with simple lines and includes a scale bar at the bottom left corner.

[illegible][illegible][illegible]

	S NO.	DATE	DESCRIPTION	INITIAL
	REVISIONS/REVISED UP TO DATE			
	CONSTR OF OTM ACCN (KLP) AT BDE HQ IN PALLANWALA MIL STN UNDER AMWP 2023-24			
	SINGLE LIVING ACCN FOR SERVICE OFFICERS (07 Nos)			
ELEVATIONS				
DATE	18.03.2026	<div style="float: right; border: 1px solid black; padding: 5px;"> SHI. NO. 3 / 4 </div>		
DIN	HAV LOKESH			
TCD				
GKD				
SCALE	1 : 25 (A3) 1 : 180 (A3)	DRG. NO. CEUZ/WD-05C/2026		
TECH OFFR		 DY ARCH		
		 DIRECTOR (ARCH) FOR CHIEF ENGINEER		