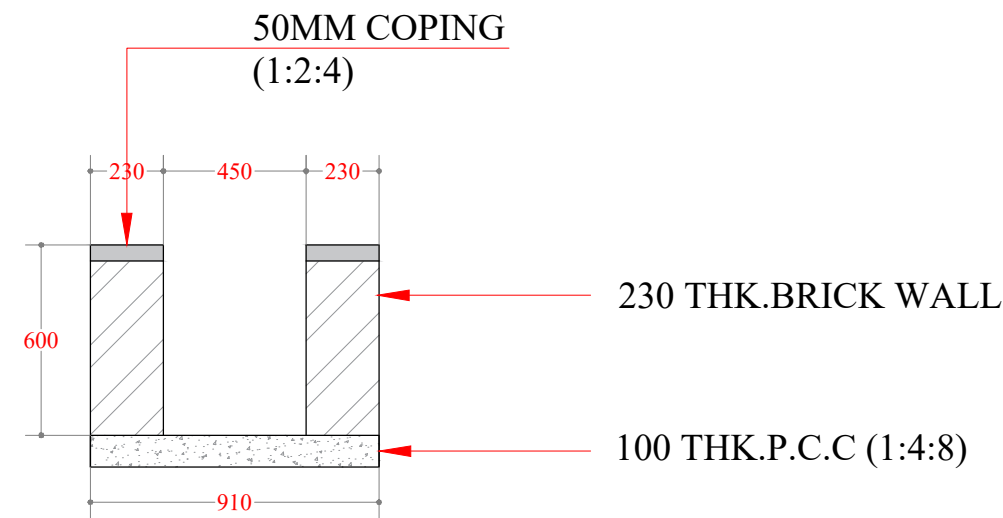
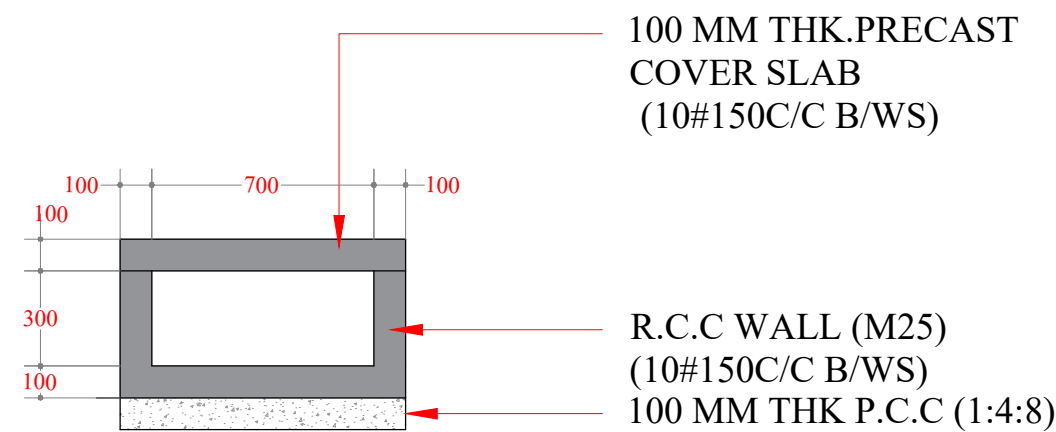


NOTES:

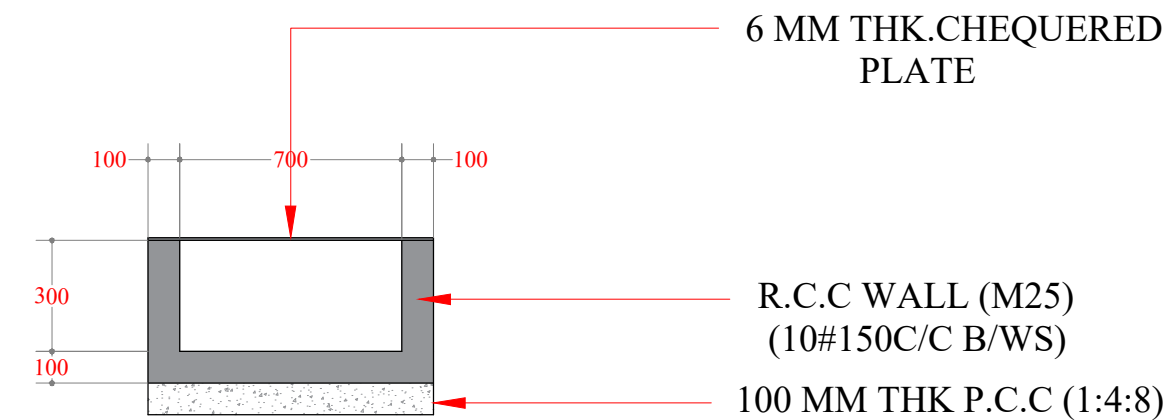
1. All dimensions are in millimetres (mm) unless otherwise specified. Levels are in metres (m).
2. Drawings are not to be scaled. Written dimensions shall govern in all cases.
3. If any discrepancy is found in this drawing, the same may be brought to the notice of this office immediately and get it reconciled before execution.
4. All drawings shall be read in conjunction with relevant structural, electrical and other services drawings.
5. All works shall be carried out in accordance with approved drawings, technical specifications and directions of the Engineer-in-Charge.
6. Contractor shall verify all dimensions, levels and site conditions before commencement of work.
7. No deviation from the approved drawings shall be made without prior written approval of the Engineer-in-Charge & the Consultant.
8. All openings and cut-outs(if any) required for services shall be coordinated with the respective services drawings before the execution.
9. RCC, masonry, plastering, finishing and waterproofing works shall be executed strictly as per approved details and specifications.
10. Statutory requirements and safety norms shall be complied with at all stages of construction.
11. Drawings are issued for the specific work mentioned and shall not be used for any other purpose.
12. All finished surfaces shall be true to line, level, and plumb.
13. All materials shall be new, first-class quality and approved by the Engineer-in-Charge before use.
14. Proper setting out, alignment, and levelling shall be ensured before starting any work.
15. Work shall proceed only after proper curing of RCC and masonry as per specifications.
16. Finishing works shall commence only after services rough-ins are completed and approved.



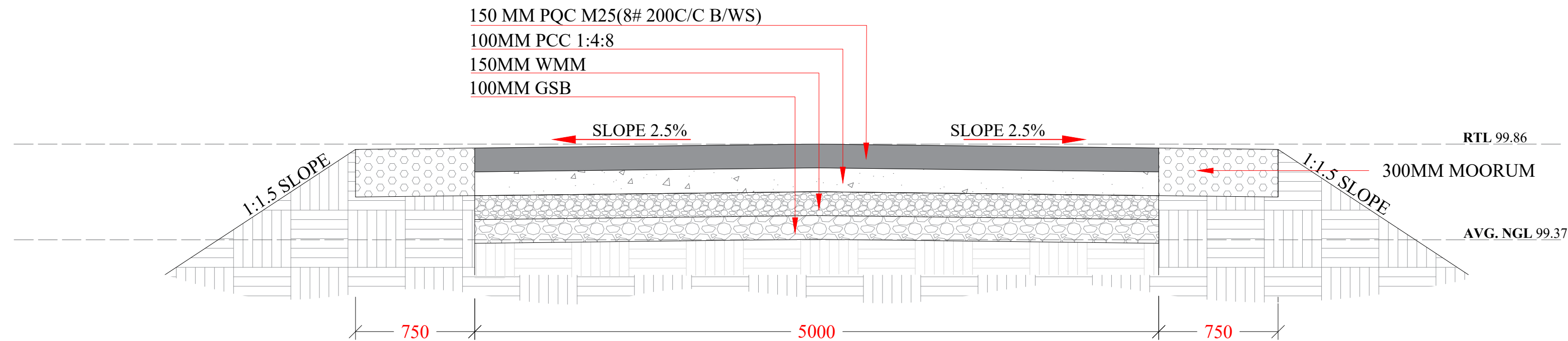
DRAIN DETAIL



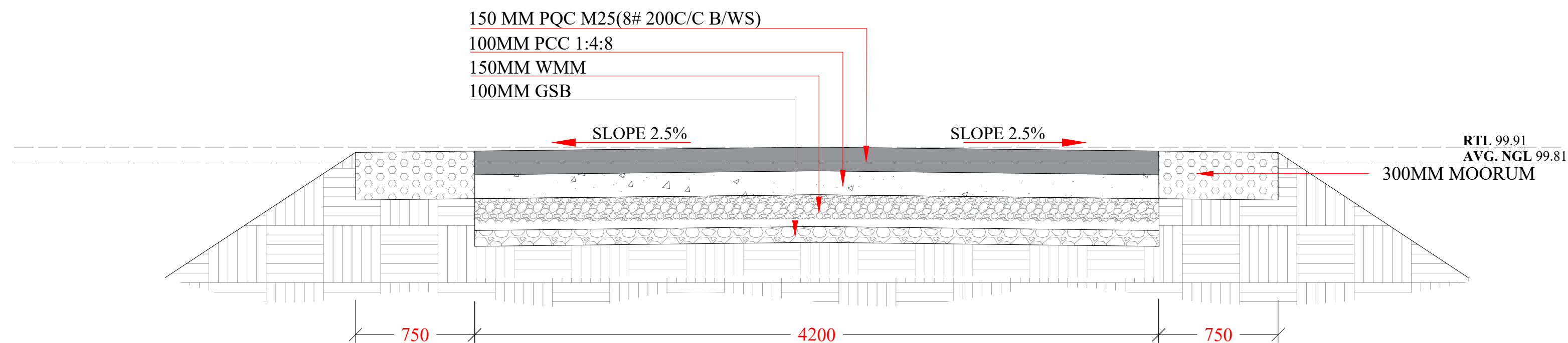
CABLE TRENCH DETAIL (FOR HARDSTANDING AREA)



CABLE TRENCH DETAIL **(FOR INSIDE OF BUILDING)**



CROSS SECTION OF ROAD-1



CROSS SECTION OF ROAD-2

REVISION:	DESCRIPTION:	DATE:

STATUS:	TENDER DRAWING
----------------	----------------

CLIENT:

**CCE(R&D)ESTATES SOUTH,
HYDERABAD**

CONSULTANT:



PROJECT:

CONSULTANCY SERVICES FOR CIVIL WORK FOR
INSTALLATION AND OPERATION OF GRS-III
TELEMETRY STATION AT P1 SITE,KONARK,ITR

BUILDING NAME:

TELEMETRY STATION

TITLE:

ROAD, DRAIN & CABLE TRENCH DETAIL

<u>DATE:</u>	<u>DRAWN:</u> JAGADISH	<u>CHECKED:</u> JYOTI	<u>REVISION:</u>
---------------------	----------------------------------	---------------------------------	-------------------------

<u>SHEET SIZE:</u>	<u>DRAWING NO:</u>
A2	CC/CCE(R&D)ESTS/TD/GRS-III/P1/TEL/MIS./A-10